

Technical sheet :

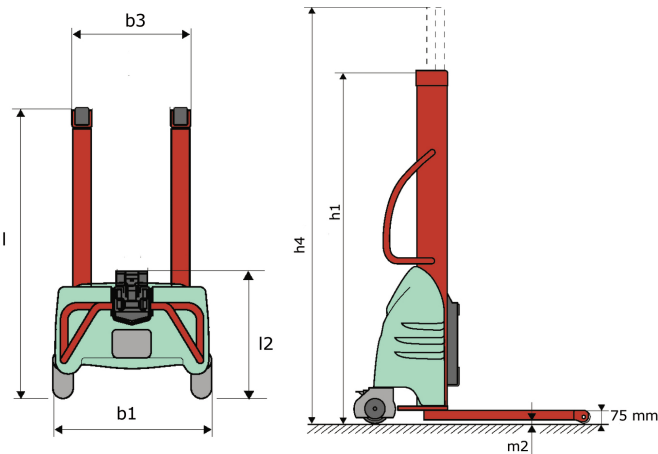
KLEOS EB 1000 S16



 **MANITOU**
HANDLING YOUR WORLD

	Technical characteristics		Metric	Imperial
1.1	Manufacturer		Manitou	Manitou
1.2	Model Name		EB 1000 S16	EB 1000 S16
1.3	Power source		Electrical	Electrical
1.4	Operator type		Pedestrian	Pedestrian
1.5	Max. capacity	Q	1000 kg	2205 lb
1.6	Load center of gravity	c	250 mm	10 in
	Weight			
2.1	Overall weight without tools		260 kg	573 lb
	Wheels			
3.1	Tires type		Nylon	Nylon
3.2	Dimensions of front wheels		4x (75x65)	4x (75x65)
3.3	Dimensions of rear wheels		2x (150x50)	2x (150x50)
3.5.1	Number of rear wheels		2	2
	Dimensions			
4.2	Mast lowered height	h1	1990 mm	78 in
4.5	Mast extended height	h4	1990 mm	78 in
4.19	Overall length	l1	1330 mm	52 in
4.20	Length to face of forks	l2	570 mm	22 in
4.21	Overall width	b1	710 mm	28 in
4.25	Fork spread	b5	520 mm	20 in
4.32	Ground clearance at centre of wheelbase	m2	25 mm	0.98 in
	Performances			
5.2	Lifting speed (laden / unladen)		0.07 m/s / 0.07 m/s	0.25 ft/s / 0.25 ft/s
5.3	Lowering speed (laden / unladen)		0.10 m/s / 0.10 m/s	0.33 ft/s / 0.33 ft/s
5.11	Parking brake		Mecanic	Mecanic
	Engine			
6.4	Battery voltage / capacity		12 V / 110 Ah	12 V / 110 Ah
7.2	Power		1.20 kW	1.20 kW
	Miscellaneous			
8.4	Sound level at the driver's ear according to DIN 12 053		65 dB	65 dB

Kleos EB 1000 S16 - Dimensional drawing

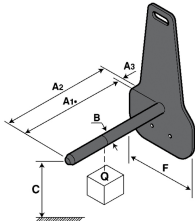


Tool characteristics

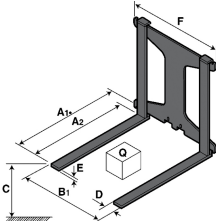
Tool 1,000 kg	Attachment capacity	Center of gravity of load	A1	A2	B	B1	C	D	E	E1	E2	F	Weight
	lb (kg)	in (mm)	in (mm)	in (mm)	in (mm)	in (mm)	in (mm)	in (mm)	in (mm)	in (mm)	in (mm)	in (mm)	lb (kg)
EPE 1000	2205 (1000)	13.8 (350)	27.6 (700)	28.7 (730)	2.4 (60)	-	9.6 (245)	-	-	-	-	12.6 (320)	84 (38)
FA 1000	2205 (1000)	19.7 (500)	37.4 (950)	40 (1017)	-	7.5 (190)	1.8 (45)	3.1 (80)	1.6 (40)	-	-	28.7 (730)	271 (123)
FR 1000	2205 (1000)	23.6 (600)	45.3 (1150)	46.5 (1182)	22 (560)	7.9 (200)	12.6 (320)	3.5 (90)	2.8 (70)	-	-	27.6 (700)	181 (82)
FUT 1000	661 (300)	23.6 (600)	31.3 (795)	23.6 (600)	41.6 (1057)	13.8 (350)	25.6 (650)	9.6 (245)	9.4 (240)	24.8 (631)	-	-	203 (92)
PLF 1000	2205 (1000)	13.8 (350)	27.6 (700)	28.6 (727)	23.6 (600)	-	10.8 (275)	-	3.6 (91)	-	-	24.8 (630)	143 (65)
POT 1000	1102 (500)	23.6 (600)	24.6 (625)	25.7 (652)	2 (50)	-	5.7 (145)	-	-	-	-	12.6 (320)	73 (33)

Tools

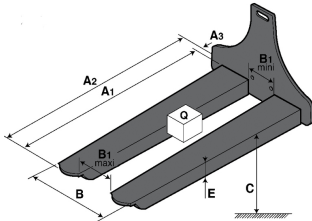
EPE 1000



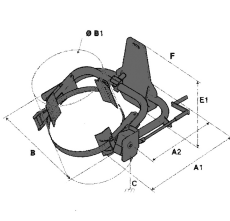
FA 1000



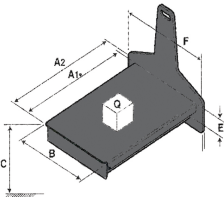
FR 1000



FUT 1000



PLF 1000



POT 1000





Head Office

B.P. 249 - 430 rue de l'Aubinière

44150 Ancenis Cedex - France

Tel: +33 (0)2 40 09 10 11 - Fax: +33 (0)2 40 09 10 97

www.manitou.com



This publication provides a description of the configuration versions and options for Manitou products, which may differ for equipment. The equipment presented in this brochure may be part of a series, as an option, or it may not be available, depending on the versions. Manitou reserves the right, at any time and without notice, to amend the specifications described and represented. The specifications provided do not bind the manufacturer. For more details, please contact your Manitou agent. This is not a contractually binding document. The presentation of the products is not contractually binding. List of specifications non-exhaustive. The logos as well as the visual identity of the company are owned by Manitou and cannot be used without authorisation. All rights reserved. The photos and diagrams contained in this brochure are only provided for consultation and information purposes.

MANITOU BF SA - Limited company with board of directors - Share capital: 39,668,399 euros - 857 802 508 RCS Nantes