

Technical sheet :

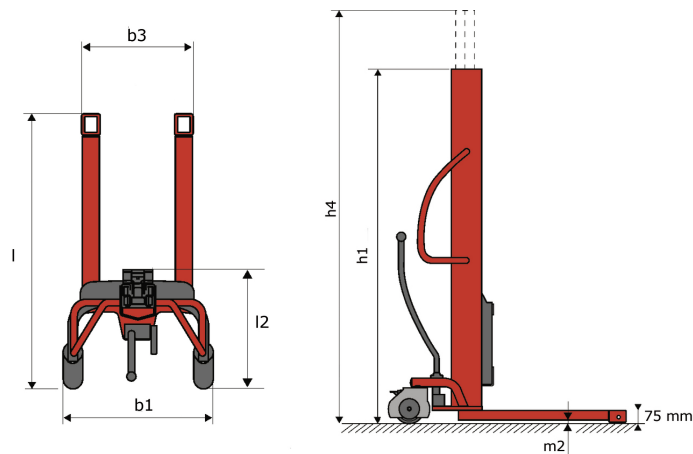
KLEOS HM 500 D25



 **MANITOU**
HANDLING YOUR WORLD

Technical characteristics			Metric	Imperial
1.1	Manufacturer		Manitou	Manitou
1.2	Model Name		HM 500 D25	HM 500 D25
1.3	Power source		Manual	Manual
1.4	Operator type		Pedestrian	Pedestrian
1.5	Max. capacity	Q	500 kg	1102 lb
1.6	Load center of gravity	c	250 mm	10 in
Weight				
2.1	Overall weight without tools		190 kg	419 lb
Wheels				
3.1	Tires type		Nylon	Nylon
3.2	Dimensions of front wheels		2x (75x65)	2x (75x65)
3.3	Dimensions of rear wheels		2x (150x50)	2x (150x50)
Dimensions				
4.2	Mast lowered height	h1	1950 mm	77 in
4.5	Mast extended height	h4	2480 mm	98 in
4.19	Overall length	l1	1300 mm	51 in
4.20	Length to face of forks	l2	575 mm	23 in
4.21	Overall width	b1	710 mm	28 in
4.25	Forks spread	b5	519 mm	20 in
4.32	Ground clearance at centre of wheelbase	m2	35 mm	1 in
Performances				
5.2	Lifting speed (laden / unladen)		0.10 m/s / 0.10 m/s	0.33 ft/s / 0.33 ft/s
5.3	Lowering speed (laden / unladen)		0.10 m/s / 0.10 m/s	0.33 ft/s / 0.33 ft/s
5.11	Parking brake		Mecanic	Mecanic

Kleos HM 500 D25 - Dimensional drawing



Tool characteristics

Tool 500 kg	Attachment capacity	Center of gravity of load	A1	A2	B	B1		C	D	E	E1	E2	F	Weight
	lb (kg)	in (mm)	in (mm)	in (mm)	in (mm)	in (mm)	in (mm)	in (mm)	in (mm)	in (mm)	in (mm)	in (mm)	in (mm)	lb (kg)
EPE 500	1102 (500)	13.8 (350)	27.6 (700)	28.1 (715)	2 (50)	-	-	9.9 (252)	-	-	-	-	12.6 (320)	66 (30)
FA 500	1102 (500)	13.8 (350)	27.6 (700)	29.3 (745)	-	9.8 (250)	26.8 (680)	1.8 (45)	2.4 (60)	1.2 (30)	-	-	28.3 (720)	119 (54)
FR 500	1102 (500)	23.6 (600)	45.3 (1150)	46.3 (1177)	22 (560)	7.9 (200)	12.4 (315)	3.3 (85)	-	2.8 (70)	-	-	27.6 (700)	150 (68)
FUT 500	661 (300)	23.6 (600)	31.3 (795)	25.6 (650)	41.6 (1057)	13.8 (350)	25.6 (650)	9.6 (245)	-	9.4 (240)	24.8 (631)	-	-	203 (92)
PLF 500	1102 (500)	13.8 (350)	27.6 (700)	28.6 (727)	23.6 (600)	-	-	11 (280)	-	3.6 (91)	-	-	24.8 (630)	110 (50)
POT 500	551 (250)	23.6 (600)	24.6 (625)	25.7 (652)	2 (50)	-	-	5.9 (150)	-	-	-	-	12.6 (320)	55 (25)

Tools

EPE 500



FA 500



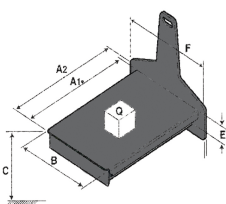
FR 500



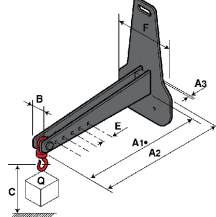
FUT 500



PLF 500



POT 500





Head Office

B.P. 249 - 430 rue de l'Aubinière

44150 Ancenis Cedex - France

Tel: +33 (0)2 40 09 10 11 - Fax: +33 (0)2 40 09 10 97

www.manitou.com



This publication provides a description of the configuration versions and options for Manitou products, which may differ for equipment. The equipment presented in this brochure may be part of a series, as an option, or it may not be available, depending on the versions. Manitou reserves the right, at any time and without notice, to amend the specifications described and represented. The specifications provided do not bind the manufacturer. For more details, please contact your Manitou agent. This is not a contractually binding document. The presentation of the products is not contractually binding. List of specifications non-exhaustive. The logos as well as the visual identity of the company are owned by Manitou and cannot be used without authorisation. All rights reserved. The photos and diagrams contained in this brochure are only provided for consultation and information purposes.

MANITOU BF SA - Limited company with board of directors - Share capital: 39,668,399 euros - 857 802 508 RCS Nantes