

Technical sheet :

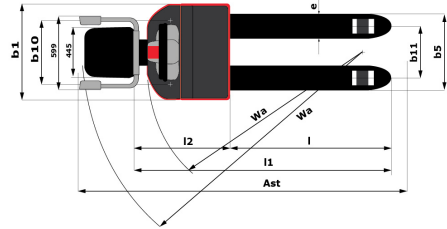
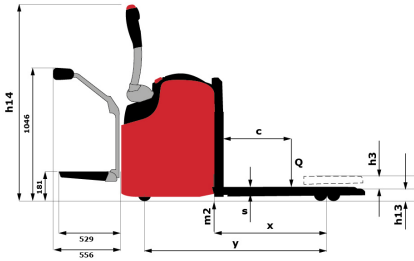
EP 22 PFR 9




Technical characteristics			Metric	Imperial
1.1	Manufacturer		Manitou	Manitou
1.2	Model Name		EP 22 PFR 9	EP 22 PFR 9
1.3	Power source		Battery	Battery
1.4	Operator type		Carried	Carried
1.5	Max. capacity	Q	2200 kg	4850 lbs
1.6	Load centre of gravity	c	600 mm	23.622 in
1.8	Load distance, centre of drive axle to fork	x	894 mm	35.197 in
1.9	Wheelbase	y	1496 mm	58.898 in
Weight				
2.1	Service Weight		630 kg	1389 lbs
2.2	Weight on front axle (laden) / rear axle (laden)		1247 kg / 1583 kg	2749 lbs / 3490 lbs
2.3	Weight on front axle (Unladen) / rear axle (Unladen)		425 kg / 205 kg	937 lbs / 452 lbs
Wheels				
3.1	Tyres type		Bandage	Bandage
3.2	Number of drive wheels		1	1
3.2	Dimensions of front wheels		1 x (230 x 75)	1 x (230 x 75)
3.3	Dimensions of rear wheels		4 x (82 x 68)	4 x (82 x 68)
3.4	Additional wheels (dimensions)		2 x (120 x 50)	2 x (120 x 50)
3.5	Number of front wheels / rear wheels		3 / 4	3 / 4
3.6	Front wheel gauge	b10	435 mm	17.126 in
3.7	Rear wheel gauge	b11	365 mm	14.37 in
Dimensions				
4.4	Max. lifting height	h3	125 mm	4.921 in
4.9	Height tiller up min./max.	h14	1024 mm	40.315 in
4.9	Height tiller up min/max	h14	1276 mm	50.236 in
4.15	Fork height in low position	h13	85 mm	3.346 in
4.19	Overall length	l1	1855 mm	73.031 in
4.20	Length to face of forks	l2	705 mm	27.756 in
4.21	Overall width - Single wheels	b1	688 mm	27.087 in
4.22	Forks section / width / length	s / e / l	45 mm x 175 mm x 1150 mm	1.772 in x 6.89 in x 45.276 in
4.25	Fork spread	b3	540 mm	21.26 in
4.32	Ground clearance at centre of wheelbase	m2	40 mm	1.575 in
4.34	Aisle width for 800 x 1200 pallet lengthways	Ast	2685 mm	105.709 in
4.35	Turning radius	Wa	2250 mm	88.583 in
Performances				
5.1	Travel speed (laden / unladen)		8.5 km/h / 9 km/h	5.3 mph / 5.6 mph
5.2	Lifting speed (laden / unladen)		0.03 m/s / 0.04 m/s	0.1 ft/s / 0.12 ft/s
5.3	Lowering speed (laden / unladen)		0.05 m/s / 0.05 m/s	0.16 ft/s / 0.15 ft/s
5.7	Gradeability - laden / unladen		12 % / 20 %	12 % / 20 %
5.9	Service brake		Electro magnetic	Electro magnetic
5.11	Parking brake		Handle Release	Handle Release
Engine				
6.1	Drive motor rating S2 60 min		1.7 kW	1.7 kW
6.2	Lift motor rating at S3 15%		2 kW	2 kW

	Engine			
6.3	Battery according to DIN 43531/35/36 A, B, C		No	No
6.4	Battery / Batteries capacity		24 V / 270 Ah	24 V / 270 Ah
6.5	Battery weight (+/- 5%)		245 kg	540 lbs
	Miscellaneous			
8.1	Type of drive control		AC	AC
8.4	Measured/guaranteed mean noise level at the ear of the operator		< 70 dB(A)	< 70 dB(A)

Dimensional drawing





Siège Social

430 rue de l'Aubinière - 44150 Ancenis Cedex - France

Tel: +33(0)2 40 09 10 11 - Fax: +33 (0)2 40 09 10 97

www.manitou.com



This brochure describes versions and configuration options for Manitou products which may be fitted with different equipment. The equipment described in this brochure may be standard, optional or not available depending on version. Manitou reserves the right to change the specifications shown and described at any time and without prior warning. The manufacturer is not liable for the specifications given. For more information, contact your Manitou dealer. Non-contractual document. Product descriptions may differ from actual products. List of specifications is not comprehensive. The logos and visual identity of the company are the property of Manitou and may not be used without authorisation. All rights reserved. The photos and diagrams contained in this brochure are provided for information only.

MANITOU BF SA - Limited company with board of directors - Share capital: 39,668,399 euros - 857 802 508
RCS Nantes