

Technical sheet :

# MHT-X 790

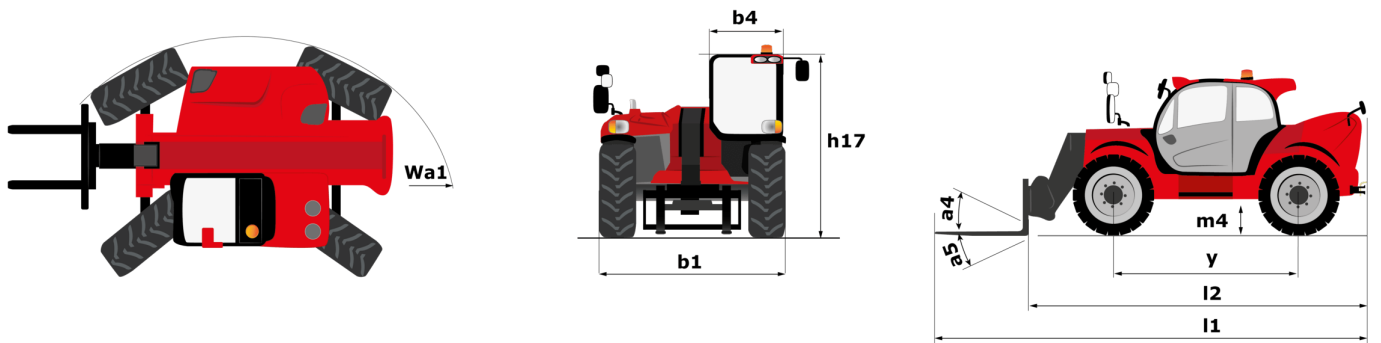
---



 **MANITOU**  
HANDLING YOUR WORLD

Capacities		Metric	Imperial
Max. capacity		9000 kg	19842 lb
Load center of gravity	c	600 mm	24 in
Max. lifting height		6.84 m	22 ft 5 in
Maximum outreach		3.72 m	12 ft 2 in
Weight and dimensions			
Unladen weight (with forks)		13160 kg	29013 lb
Ground clearance	m4	0.40 m	1 ft 4 in
Wheelbase	y	2.87 m	9 ft 5 in
Length to face of forks	l2	5.27 m	17 ft 3 in
Overall width	b1	2.47 m	8 ft 1 in
Overall height	h17	2.47 m	8 ft 1 in
Overall cab width	b4	0.93 m	3 ft 1 in
Tilt-up angle	a4	12 °	12 °
Tilt-down angle	a5	125 °	125 °
External turning radius (over tyres)	Wa1	4.88 m	16 ft
Outer turning radius (with forks)	b15	5.59 m	18 ft 4 in
Forks length / width / section	l / e / s	1200 mm x 200 mm x 60 mm	47 in x 8 in x 2 in
Wheels			
Standard tires		Aeolus - TLAG P23 - 445/65 R22,5	Aeolus - TLAG P23 - 445/65 R22,5
Number of front wheels / rear wheels		2 / 2	2 / 2
Steering wheels (front / rear)		2 / 2	2 / 2
Drive wheels (front / rear)		2 / 2	2 / 2
Steering mode		2 wheel steer, 4 wheel steer, Crab mode	2 wheel steer, 4 wheel steer, Crab mode
Engine			
Engine brand		John Deere	John Deere
Engine norm		Stage IIIA	Stage IIIA
Engine model		4045PWX	4045PWX
Number of cylinders / Capacity of cylinders		4 - 4500 cm³	4 - 275 in³
I.C. Engine power rating / Power		137 Hp / 102 kW	137 Hp / 102 kW
Max. torque / Engine rotation		534 Nm@1500 rpm	394 ft/lbs@1500 rpm
Engine cooling system		Water	Water
Battery voltage		12 V	12 V
Drawbar pull		10905 daN	10905 daN
Transmission			
Transmission type		Hydrostatic	Hydrostatic
Number of gears (forward / reverse)		2 / 2	2 / 2
Max. travel speed		30 km/h	19 mph
Parking brake		Automatic Negative Hand-brake	Automatic Negative Hand-brake
Service brake		Hydraulic	Hydraulic
Gradeability (laden / unladen)		37.40 % / 48.10 %	37.40 % / 48.10 %
Hydraulics			
Hydraulic pump type		Variable displacement pump	Variable displacement pump
Hydraulic flow - Pressure		180 l/min - 270 bar	48 US gpm - 3916 PSI
Tank capacities			
Engine oil		13 l	3 US gal
Fuel tank		150 l	40 US gal
Noise and vibration			
Noise to environment (LWA)		103 dB	103 dB
Vibration on hands/arms		< 2.50 m/s²	< 8 ft/s²
Miscellaneous			
Safety / Cab certification		Standard EN 15000 - Cabin ROPS - FOPS level 2	Standard EN 15000 - Cabin ROPS - FOPS level 2
Controls		JSM	JSM

MHT-X 790 - Dimensional drawing

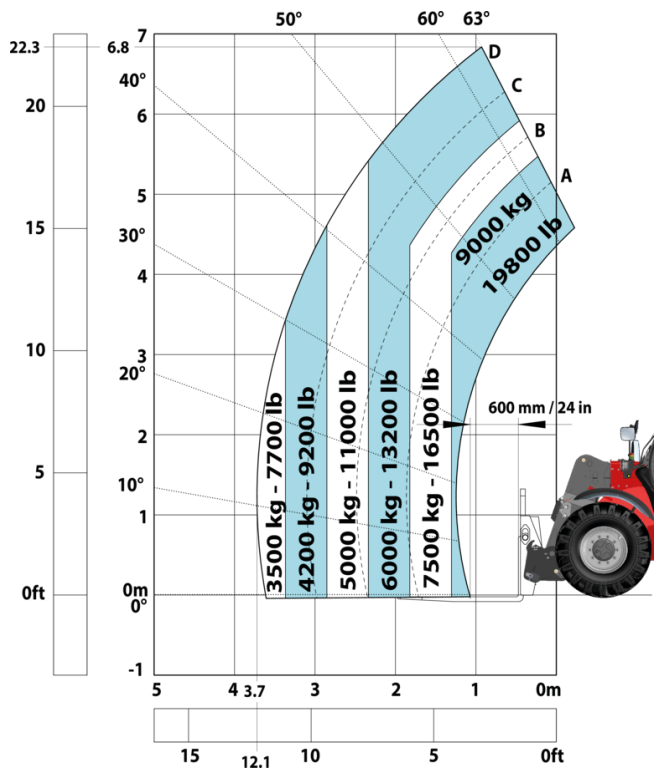


MHT-X 790 - Load chart

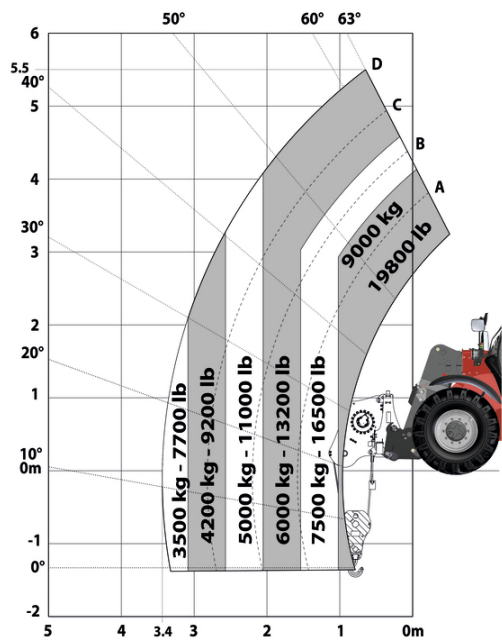
Machine on tires with forks LC 600 mm Metric



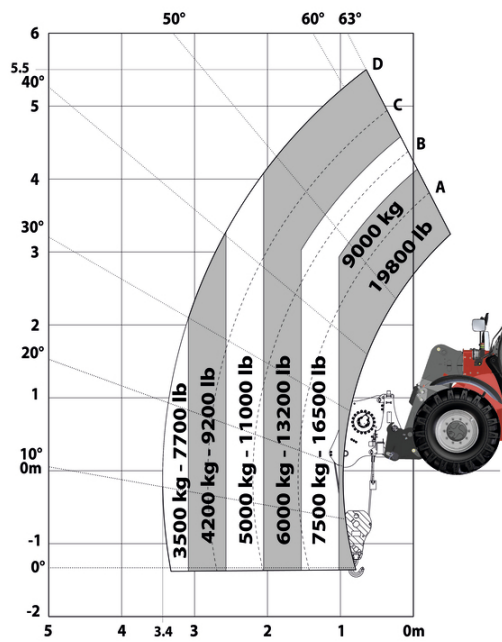
Machine on tires with forks LC 600 mm (Imperial)



Machine on tires with winch 9000 kg (Metric)



Machine on tires with winch 9000 kg (Imperial)







**Head Office**

B.P. 249 - 430 rue de l'Aubinière

44150 Ancenis Cedex - France

Tel: +33 (0)2 40 09 10 11 - Fax: +33 (0)2 40 09 10 97

[www.manitou.com](http://www.manitou.com)



This publication provides a description of the configuration versions and options for Manitou products, which may differ for equipment. The equipment presented in this brochure may be part of a series, as an option, or it may not be available, depending on the versions. Manitou reserves the right, at any time and without notice, to amend the specifications described and represented. The specifications provided do not bind the manufacturer. For more details, please contact your Manitou agent. This is not a contractually binding document. The presentation of the products is not contractually binding. List of specifications non-exhaustive. The logos as well as the visual identity of the company are owned by Manitou and cannot be used without authorisation. All rights reserved. The photos and diagrams contained in this brochure are only provided for consultation and information purposes.

MANITOU BF SA - Limited company with board of directors - Share capital: 39,668,399 euros - 857 802 508 RCS Nantes