

Technical sheet :

MRT 2470 PRIVILEGE PLUS



 **MANITOU**
HANDLING YOUR WORLD

| Capacities | | Metric | Imperial |
|--|-----------|---|---|
| Max. capacity | | 7000 kg | 15432 lb |
| Max. lifting height | | 24.80 m | 81 ft 4 in |
| Maximum outreach | | 20.50 m | 67 ft 3 in |
| Weight and dimensions | | | |
| Overall length (with forks) | l1 | 8.75 m | 28 ft 8 in |
| Length to face of forks | l2 | 7.55 m | 24 ft 9 in |
| Overall width | b1 | 2.49 m | 8 ft 2 in |
| Overall height | h17 | 3.05 m | 10 ft |
| Overall cab width | b4 | 0.99 m | 3 ft 3 in |
| Ground clearance | m4 | 0.35 m | 1 ft 2 in |
| Wheelbase | y | 3.25 m | 10 ft 8 in |
| Tilt-up angle | a4 | 12 ° | 12 ° |
| Tilt-down angle | a5 | 108 ° | 108 ° |
| Turret rotation | | 360 ° | 360 ° |
| Overall weight | | 21760 kg | 47973 lb |
| Forks length / width / section | l / e / s | 1200 mm x 60 mm x 130 mm | 47 in x 2 in x 5 in |
| Wheels | | | |
| Tires type | | Pneumatic | Pneumatic |
| Standard tires | | 445/65 R22,5 | 445/65 R22,5 |
| Drive wheels (front / rear) | | 2 / 2 | 2 / 2 |
| Steering mode | | 2 wheel steer, 4 wheel steer, Crab mode | 2 wheel steer, 4 wheel steer, Crab mode |
| Stabilisers | | | |
| Stabilizers Type | | Telescopic Duplex | Telescopic Duplex |
| Controls with stabs | | Stabs Commands Individual or Simultaneous | Stabs Commands Individual or Simultaneous |
| Engine | | | |
| Engine brand | | Mercedes | Mercedes |
| Engine norm | | Stage IV, Tier 4 final | Stage IV, Tier 4 final |
| Engine model | | OM 934 LA.E4-3 | OM 934 LA.E4-3 |
| I.C. Engine power rating / Power / Engine rotation | | 176 Hp / 129 kW @ 1600 rpm | 176 Hp / 129 kW @ 1600 rpm |
| Max. torque / Engine rotation (min) | | 750 Nm @ 1200 rpm | 553 ft/lbs @ 1200 rpm |
| Number of cylinders - Capacity of cylinders | | 4 - 5130 cm³ | 4 - 313 in³ |
| Injection | | engine Injection direct | engine Injection direct |
| Engine cooling system | | Water | Water |
| Electric circuit | | | |
| Number of batteries / Battery voltage | | 2 x 12 V | 2 x 12 V |
| 12V Battery capacity | | 120 Ah | 120 Ah |
| Transmission | | | |
| Transmission type | | Hydrostatic | Hydrostatic |
| Number of gears (forward / reverse) | | 2 / 2 | 2 / 2 |
| Max. travel speed | | 40 km/h | 25 mph |
| Drawbar pull | | 9500 daN | 9500 daN |
| Parking brake | | Automatic Negative Hand-brake | Automatic Negative Hand-brake |
| Service brake | | Hydraulic | Hydraulic |
| Hydraulics | | | |
| Hydraulic pump type | | Variable pump | Variable pump |
| Hydraulic flow | | 180 l/min | 48 US gpm |
| Hydraulic Pressure | | 350 bar | 5076 PSI |
| Tank capacities | | | |
| Engine oil | | 21 l | 6 US gal |
| Fuel tank | | 290 l | 77 US gal |
| Diesel Exhaust fluid (AdBlue® type) | | 57 l | 15 US gal |
| Noise and vibration | | | |
| Noise at driving position (LpA) | | 79.70 dB | 79.70 dB |
| Noise to environment (LwA) | | 108 dB | 108 dB |
| Vibration on hands/arms | | < 2.50 m/s² | < 2.50 m/s² |
| Miscellaneous | | | |
| Steering wheels (front / rear) | | 2 / 2 | 2 / 2 |
| Controls | | 2 Joysticks | 2 Joysticks |
| Cab certification | | Cabin ROPS - FOPS level 2 | Cabin ROPS - FOPS level 2 |
| Attachment recognition system (E-Reco) | | Standard | Standard |

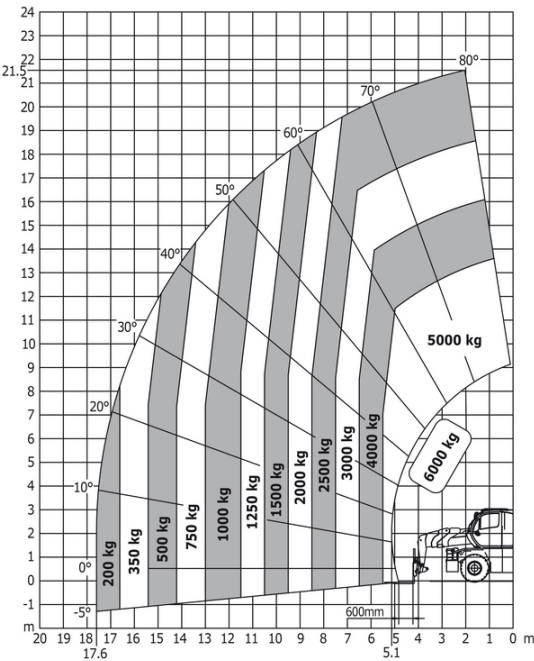
MRT 2470 Privilege Plus - Dimensional drawing



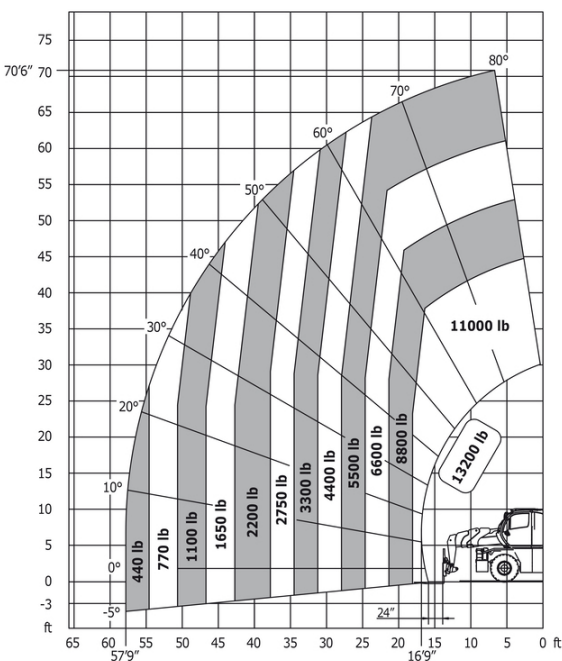
| Other data | | Metric | Imperial |
|---|-----|------------|-------------|
| Length of frame | l14 | 5.62 m | 18 ft 5 in |
| Wheelbase | y | 3.25 m | 10 ft 8 in |
| Ground clearance | m4 | 0.35 m | 1 ft 2 in |
| Counterweight offset (turret at 90°) | a7 | 3.42 m | 11 ft 3 in |
| Tilt-up angle | a4 | 12 ° | 12 ° |
| Tilt-down angle | a5 | 108 ° | 108 ° |
| Overall length at stabilisers | l12 | 5.62 m | 18 ft 5 in |
| Outer turning radius (with forks) | b15 | 6.26 m | 20 ft 6 in |
| Overall width with stabilisers extended | b7 | 6.06 m | 19 ft 11 in |
| Overall height | h17 | 3.05 m | 10 ft |
| Frame leveling corrector | a9 | +/- 7.40 ° | +/- 7.40 ° |
| Ground clearance under front tires on stabilizers | m5 | 0.32 m | 1 ft 1 in |

MRT 2470 Privilege Plus - Load chart

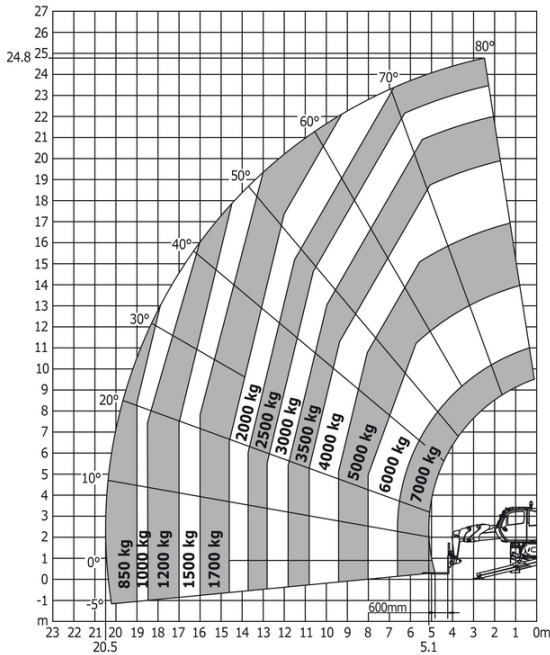
Machine on tires with forks Metric



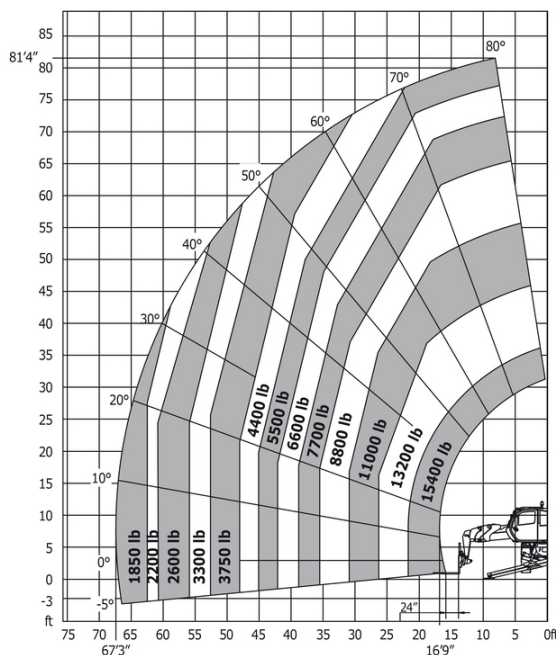
Machine on tires with forks Imperial



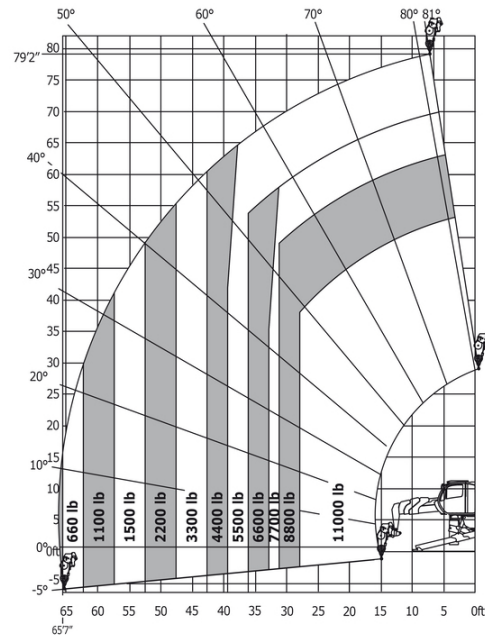
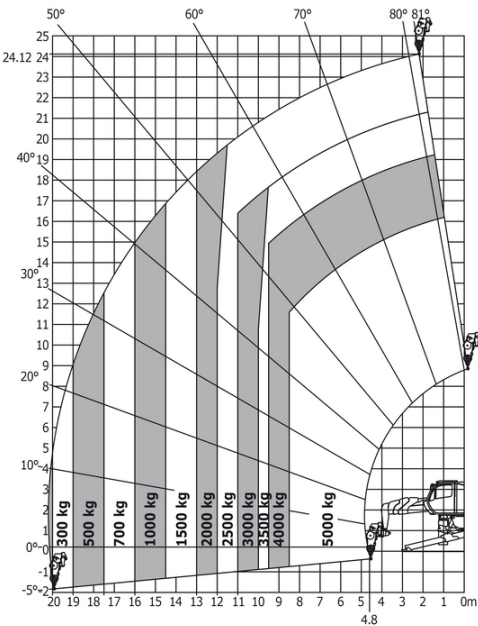
Machine on lowered stabilisers with forks Metric



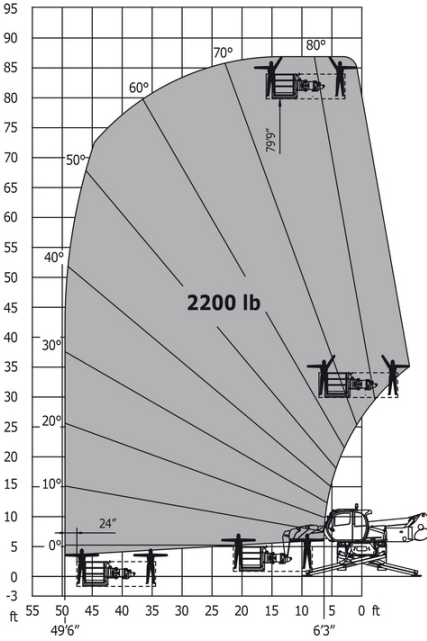
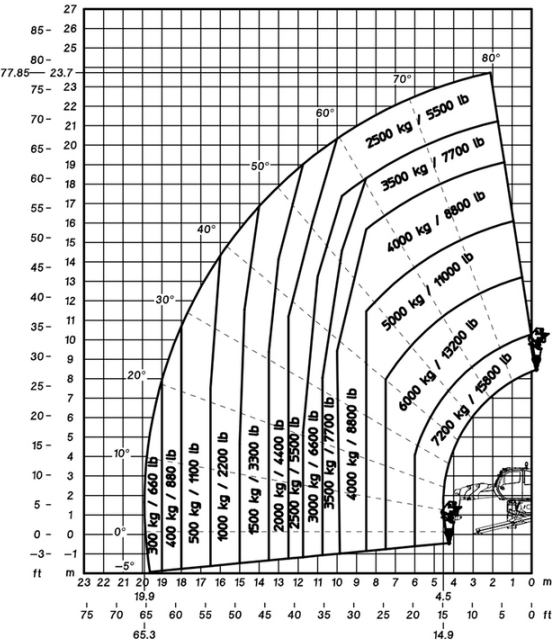
Machine on lowered stabilisers with forks Imperial



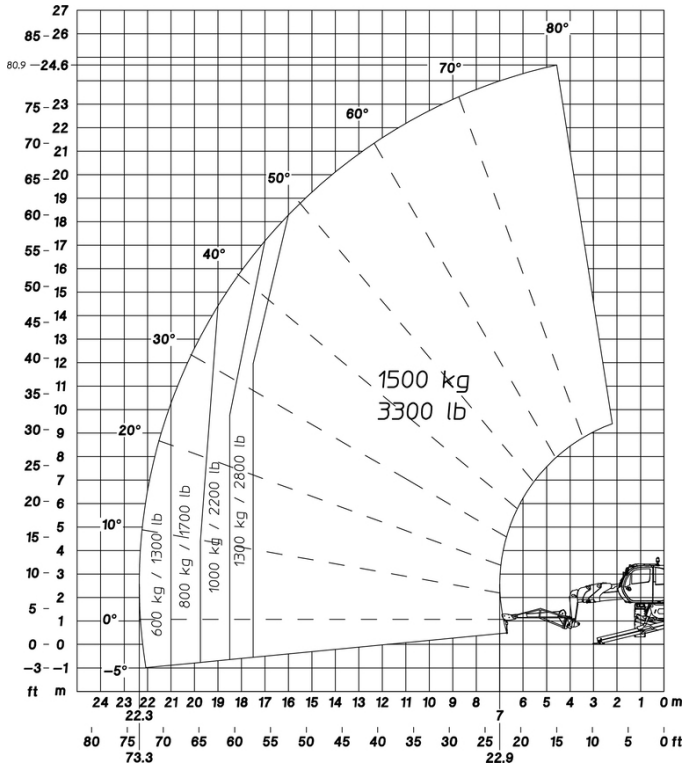
Machine on lowered stabilisers with winch 5000 kg Metric Machine on lowered stabilisers with winch 5000 kg Imperial



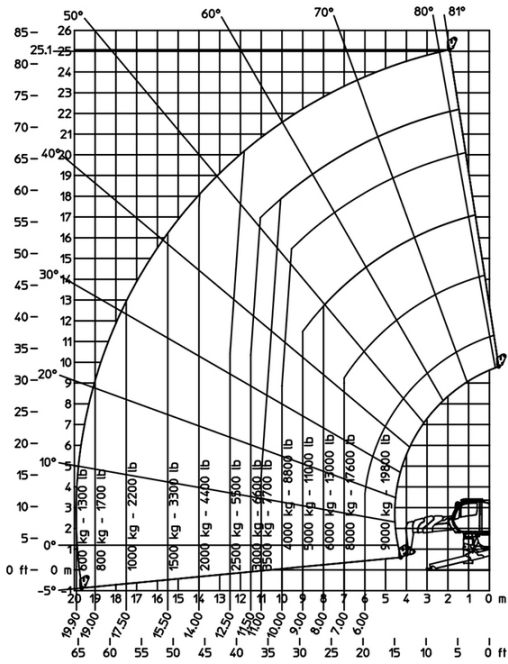
Machine on lowered stabilisers with winch 7200 kg (metric) Machine on lowered stabilisers with 1000 kg platform
Imperial



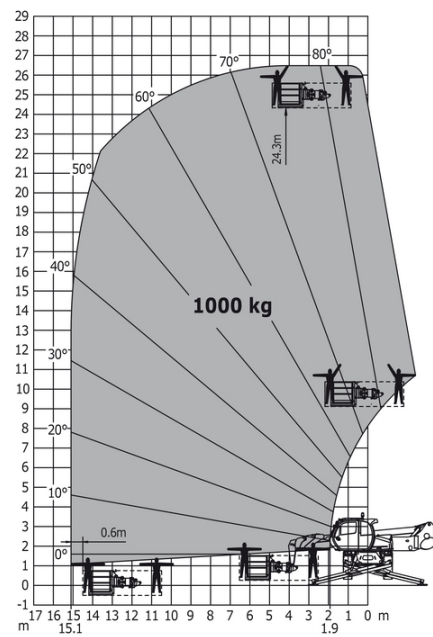
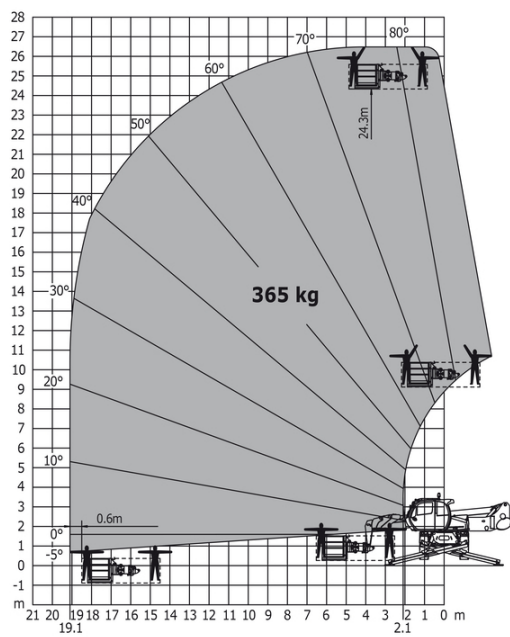
Machine on lowered stabilisers with 1500 kg jib Metric



Machine on lowered stabilisers with hook 9000 kg (Metric)



Machine on lowered stabilisers with 365 kg platform Metric Machine on lowered stabilisers with 1000 kg platform Metric





Head Office

B.P. 249 - 430 rue de l'Aubinière

44150 Ancenis Cedex - France

Tel: +33 (0)2 40 09 10 11 - Fax: +33 (0)2 40 09 10 97

www.manitou.com



This publication provides a description of the configuration versions and options for Manitou products, which may differ for equipment. The equipment presented in this brochure may be part of a series, as an option, or it may not be available, depending on the versions. Manitou reserves the right, at any time and without notice, to amend the specifications described and represented. The specifications provided do not bind the manufacturer. For more details, please contact your Manitou agent. This is not a contractually binding document. The presentation of the products is not contractually binding. List of specifications non-exhaustive. The logos as well as the visual identity of the company are owned by Manitou and cannot be used without authorisation. All rights reserved. The photos and diagrams contained in this brochure are only provided for consultation and information purposes.

MANITOU BF SA - Limited company with board of directors - Share capital: 39,668,399 euros - 857 802 508 RCS Nantes