

Technical sheet :

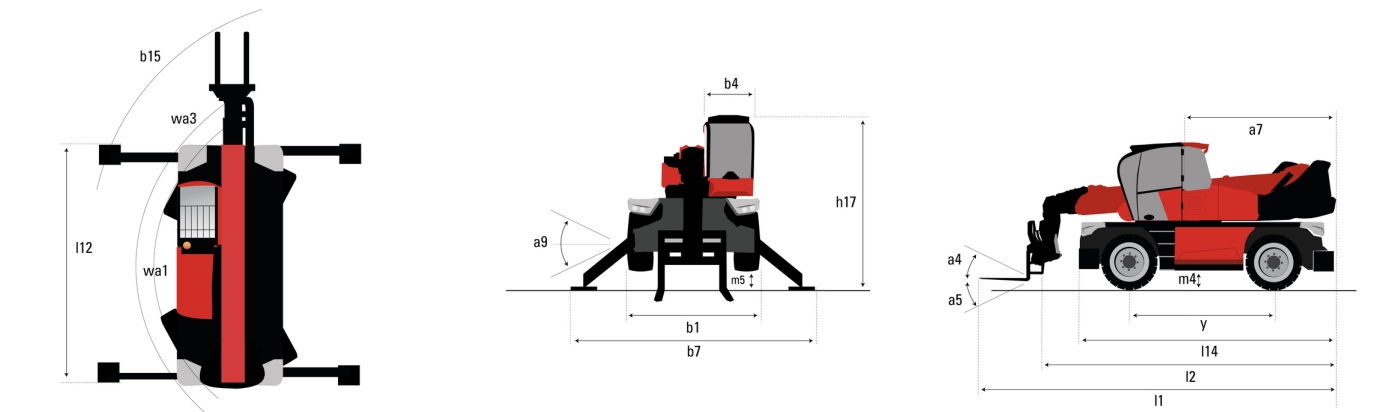
MRT 1640 EASY T4 S2 360°



 **MANITOU**
HANDLING YOUR WORLD

Capacities		Metric	Imperial
Max. capacity		4000 kg	8818 lb
Max. lifting height		15.80 m	51 ft 10 in
Max. outreach		13.50 m	44 ft 3 in
Weight and dimensions			
Overall length (with forks)	l1	7.56 m	24 ft 10 in
Length to face of forks	l2	6.36 m	20 ft 10 in
Overall width	b1	2.40 m	7 ft 10 in
Overall height	h17	2.97 m	9 ft 9 in
Overall cab width	b4	0.95 m	3 ft 1 in
Outer frame turning radius	Wa3	3.90 m	12 ft 10 in
Ground clearance	m4	0.34 m	1 ft 1 in
Wheelbase	y	2.32 m	7 ft 7 in
Tilt-up angle	a4	12 °	12 °
Tilt-down angle	a5	105 °	105 °
Turret rotation		400 °	400 °
Overall weight		12875 kg	28385 lb
Forks length / width / section	l / e / s	1200 mm x 125 mm x 50 mm	47 in x 5 in x 2 in
Wheels			
Tires type		Pneumatic	Pneumatic
Standard tires		405/70-20	405/70-20
Drive wheels (front / rear)		2 / 2	2 / 2
Stabilisers			
Stabs Type		Wing Type	Wing Type
Controls with stabs		Stabs Commands Individual or Simultaneous	Stabs Commands Individual or Simultaneous
Engine			
Engine brand		Perkins	Perkins
Engine norm		Stage IIIB / Tier 4 final	Stage IIIB / Tier 4 final
Engine model		854 E-E 34 TA	854 E-E 34 TA
I.C. Engine power rating / Power / Engine rotation		74 Hp / 55 kW @ 1200 rpm	74 Hp / 55 kW @ 1200 rpm
Max. torque		424 Nm	313 ft/lbs
Number of cylinders - Capacity of cylinders		4 - 3400 cm³	4 - 207 in³
Injection		engine Injection direct	engine Injection direct
Engine cooling system		Water	Water
Electric circuit			
Battery voltage		12 V	12 V
12V Battery capacity		120 Ah	120 Ah
Transmission			
Transmission type		Hydrostatic	Hydrostatic
Number of gears (forward / reverse)		2 / 2	2 / 2
Max. travel speed		32 km/h	20 mph
Drawbar pull		8600 daN	8600 daN
Parking brake		Automatic Negative Hand-brake	Automatic Negative Hand-brake
Service brake		Hydraulic	Hydraulic
Hydraulics			
Hydraulic pump type		Gear pump	Gear pump
Hydraulic flow		115 l/min	30 US gpm
Hydraulic Pressure		270 bar	3916 PSI
Tank capacities			
Hydraulic oil		150 l	40 US gal
Fuel tank		130 l	34 US gal
Diesel Exhaust fluid (AdBlue® type)		57 l	15 US gal
Noise and vibration			
Noise at driving position (LpA)		79.70 dB	79.70 dB
Noise to environment (LwA)		104 dB	104 dB
Vibration to whole hand/arm		< 2.50 m/s²	< 2.50 m/s²
Miscellaneous			
Steering wheels (front / rear)		2 / 2	2 / 2
Controls		2 Joysticks	2 Joysticks
Safety cab homologation		ROPS - FOPS level 2 cab	ROPS - FOPS level 2 cab
Attachment recognition system (E-Reco)		Standard	Standard

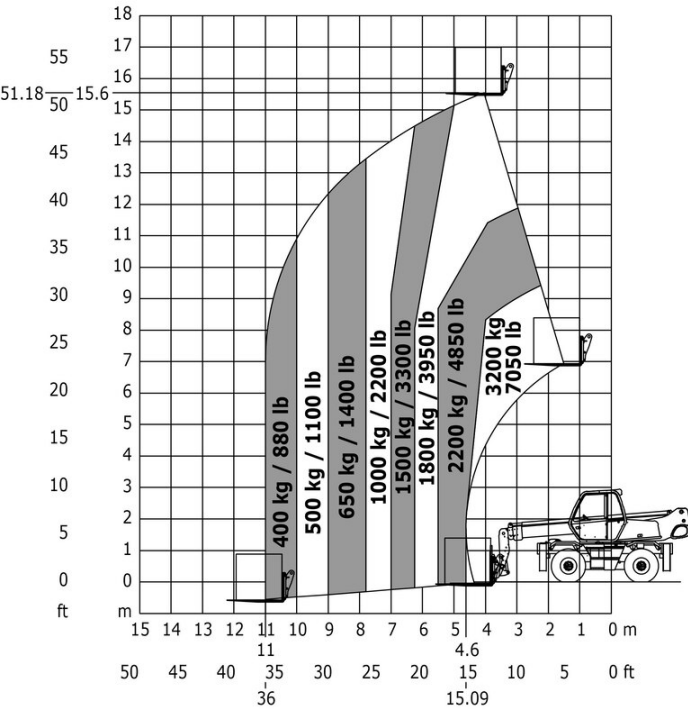
MRT 1640 Easy T4 S2 360° - Dimensional drawing



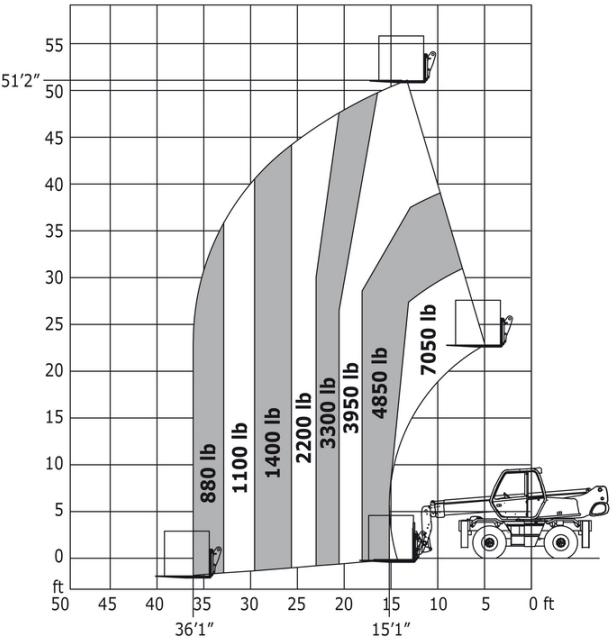
Other data		Metric	Imperial
Length of frame	l14	4.35 m	14 ft 3 in
Wheelbase	y	2.32 m	7 ft 7 in
Ground clearance	m4	0.34 m	1 ft 1 in
Counterweight offset (turret at 90°)	a7	2.49 m	8 ft 2 in
Tilt-up angle	a4	12 °	12 °
Tilt-down angle	a5	105 °	105 °
Overall length at stabilisers	l12	4.30 m	14 ft 1 in
Outer frame turning radius	Wa3	3.90 m	12 ft 10 in
Outer turning radius (with forks)	b15	5.52 m	18 ft 1 in
Overall width with stabilisers extended	b7	3.98 m	13 ft 1 in
Overall height	h17	2.97 m	9 ft 9 in
Ground clearance under front tires on stabilizers	m5	0.16 m	6 in

MRT 1640 Easy T4 S2 360° - Load chart

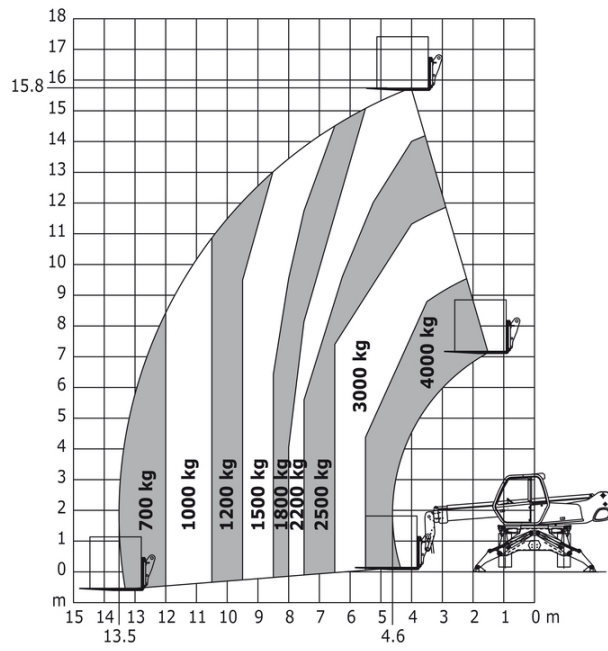
Machine on tyres with forks Metric



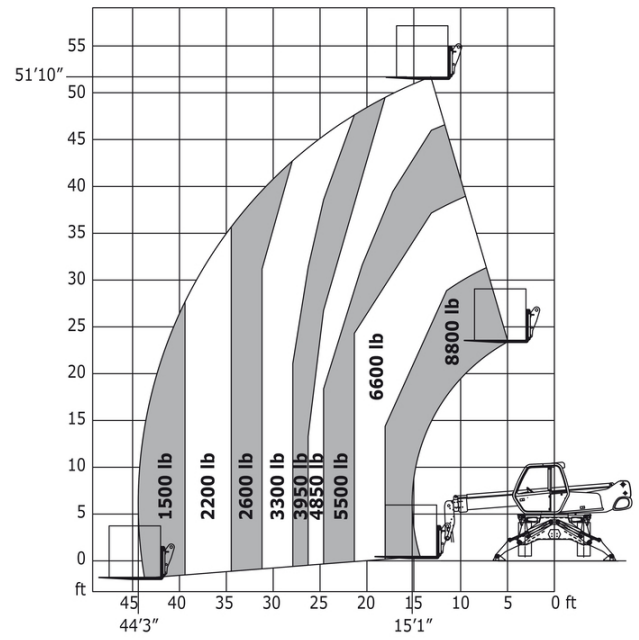
Machine on tyres with forks Imperial



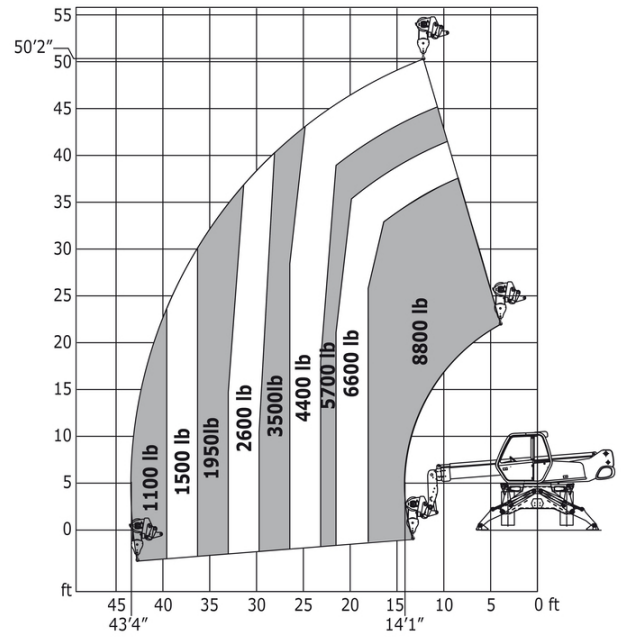
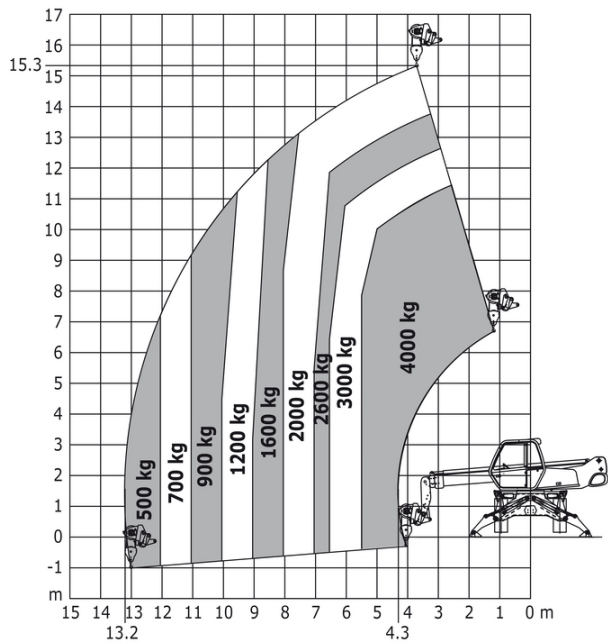
Machine on lowered stabilisers with forks Metric



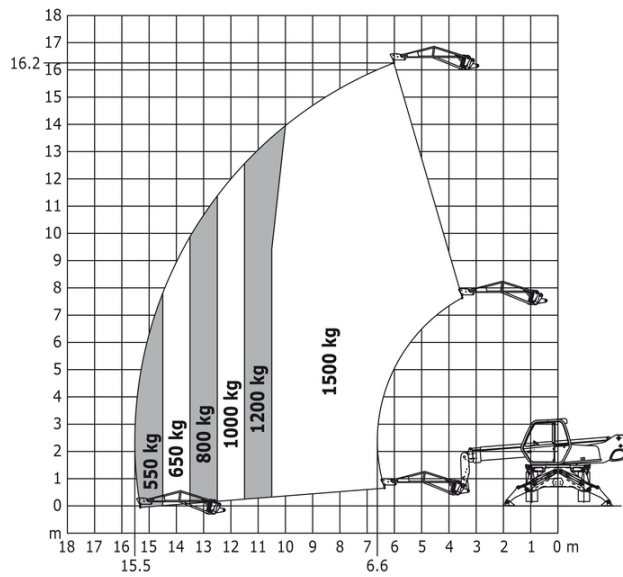
Machine on lowered stabilisers with forks Imperial




Machine on lowered stabilisers with winch 5000 kg Metric Machine on lowered stabilisers with winch 5000 kg Imperial



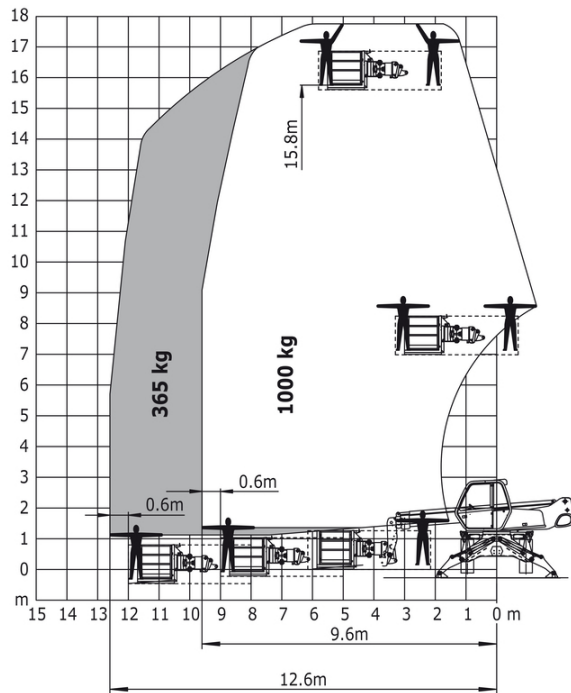
Machine on lowered stabilisers with 1500 kg jib Metric



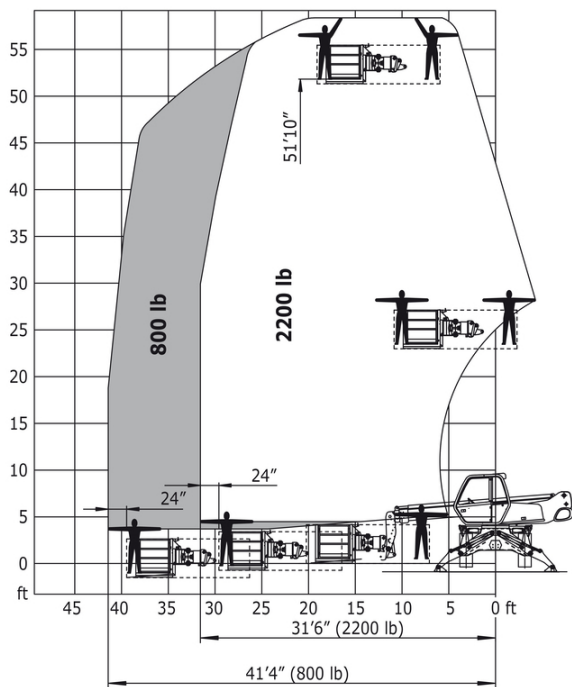
Machine on lowered stabilisers with 1500 kg jib Imperial



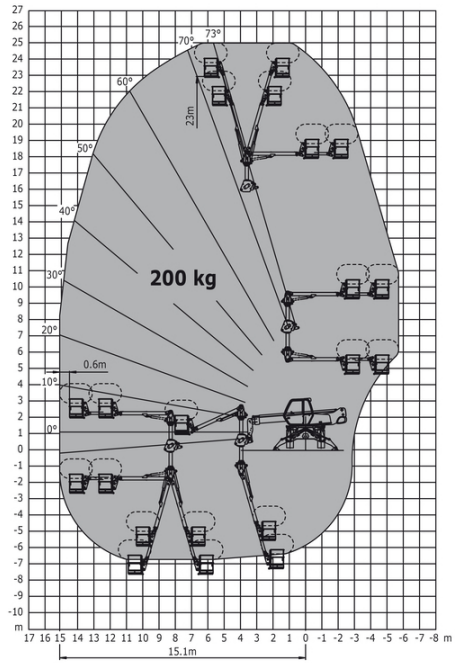
Machine on lowered stabilisers with 365/1000 kg platform Metric



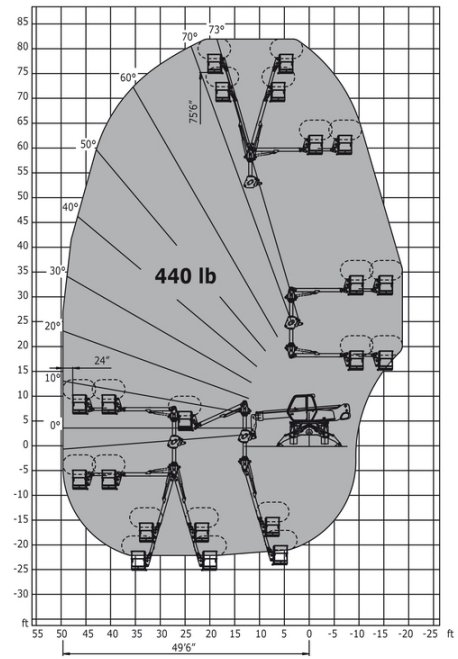
Machine on lowered stabilisers with 365/1000 kg platform Imperial



Machine on lowered stabilisers with 3D positive / negative
Metric



Machine on lowered stabilisers with 3D positive / negative
Imperial





Head Office

B.P. 249 - 430 rue de l'Aubinière

44150 Ancenis Cedex - France

Tel: +33 (0)2 40 09 10 11 - Fax: +33 (0)2 40 09 10 97

www.manitou.com



This publication provides a description of the configuration versions and options for Manitou products, which may differ for equipment. The equipment presented in this brochure may be part of a series, as an option, or it may not be available, depending on the versions. Manitou reserves the right, at any time and without notice, to amend the specifications described and represented. The specifications provided do not bind the manufacturer. For more details, please contact your Manitou agent. This is not a contractually binding document. The presentation of the products is not contractually binding. List of specifications non-exhaustive. The logos as well as the visual identity of the company are owned by Manitou and cannot be used without authorisation. All rights reserved. The photos and diagrams contained in this brochure are only provided for consultation and information purposes.

MANITOU BF SA - Limited company with board of directors - Share capital: 39,668,399 euros - 857 802 508 RCS Nantes