

Technical sheet :

# 1900R

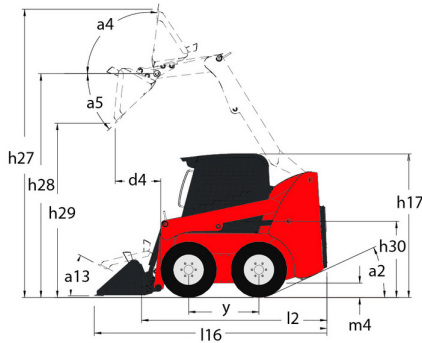
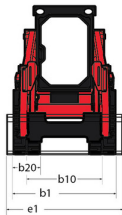
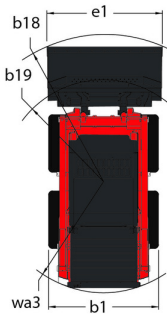
---



 **MANITOU**  
HANDLING YOUR WORLD

Capacities		Metric	Imperial
Rated Operating Capacity		862 kg	1900 lb
Rated Operating Capacity with Optional Counterweight		957 kg	2110 lb
Unladen weight		3121 kg	6881 lb
Weight and dimensions			
Overall Operating Height - Fully Raised	h27	4013 mm	158 in
Height to Hinge Pin – Fully Raised	h28	3061 mm	121 in
Overall Height to top of ROPS	h17	2032 mm	80 in
Dump angle at full height	a5	42 °	42 °
Dump height	h29	2311 mm	91 in
Overall length with bucket	l16	3226 mm	127 in
Dump reach - Full height	r6	572 mm	23 in
Rollback at ground	a13	26 °	26 °
Seat to ground height	h30	991 mm	39 in
Wheelbase	y	1067 mm	42 in
Overall width less bucket	b1	1638 mm	64 in
Bucket Width	e1	1676 mm	66 in
Ground clearance	m4	165 mm	6 in
Overall length - Less Bucket	l2	2388 mm	94 in
Departure angle	a2	25 °	25 °
Clearance Radius - Front with Bucket	b18	2007 mm	79 in
Clearance Circle - Front without Bucket	b19	1130 mm	44 in
Clearance Circle - Rear	wa1	1486 mm	59 in
Performances			
Travel Speed with Two-Speed Option - Maximum		20.10 km/h	12 mph
Travel speed (unladen)		12.10 km/h	8 mph
Wheels			
Standard tires		10.00x16.5 HD	10.00x16.5 HD
Engine			
Engine brand		Yanmar	Yanmar
Engine model		4TNV98C-NMS	4TNV98C-NMS
Gross Power		51.70 kW	51.70 kW
Net Power		51 kW	51 kW
Max. torque / Engine rotation		241 Nm / 2500 rpm	178 ft/lbs / 2500 rpm
Power source		Diesel	Diesel
I.C. Engine power rating		69.30 Hp	69.30 Hp
Battery voltage		12 V	12 V
Alternator		95 kW	95 kW
Starter		3 kW	3 kW
Hydraulics			
Standard flow - Auxiliary hydraulics		70.10 l/min	19 US gpm
Auxiliary Hydraulic Pressure		207 bar	3002 PSI
High-Flow Auxiliary Hydraulics – Option		119 l/min	31 US gpm
High-Flow Auxiliary Hydraulics Pressure – Option		200 bar	2901 PSI
Tank capacities			
Fuel tank		62.50 l	17 US gal
Reservoir Capacity Hydraulics		30.30 l	8 US gal
Displacement		3.30 l	0.87 US gal
Noise and vibration			
Noise to environment (LwA)		101 dB	101 dB
Noise at driving position (LpA)		85 dB	85 dB
Whole-Body Vibration (ISO 2631-1)		0.80 m/s²	0.80 m/s²
Vibration to whole hand/arm		< 1.30 m/s²	< 1.30 m/s²

1900R - Dimensional drawing



Equipment

—	
Integral Access Plate (removable)	Standard
Lifting function	
All-Tach® Attachment Mounting System	Standard
Auxiliary Hydraulics	Standard
High-Flow Auxiliary Hydraulics	Optional
Power-A-Tach® Attachment Mounting System	Optional
Lighting	
Work Lights - Front and Rear	Standard
Motorization/Power	
Engine Auto-Shutdown System	Standard
Engine Block Heater	Optional
Two-Speed Drive	Optional
Operator station	
Adjustable Arm Rests / Control Towers 1	Standard
Air conditioning with manual adjustment	Optional
Air suspension seat	Optional
Cab Enclosure	Optional
Dual-Hand Controls	Optional
Foot and Hand Throttles 2	Standard
Gehl T-Bar Controls	Optional
Hand/Foot Controls	Optional
Heating	Optional
High-Back Adjustable Seat	Standard
Horn	Standard
Joystick controls	Optional
ROPS/FOPS Level II Overhead Guard	Standard
Sound Reduction Material	Standard
Suspension Seat - Mechanical	Optional
Other options	
Hydrostatic Drive - Servo	Standard
Selectable Self-Leveling Hydraulic Lift Action 4	Optional
Secondary functions	
Counterweight	Optional
Full Instrumentation	Standard
Hydraglide™ Ride Control 3	Optional
Security	
Anti-Vandalism Protection	Standard
Back-Up Alarm	Optional
Brake Control (Auto / Manual)	Standard
Hydraloc™ Safety System	Standard
Lift Arm Support Device	Standard
Operator Restraint Bar	Standard



**Head Office**

B.P. 249 - 430 rue de l'Aubinière

44150 Ancenis Cedex - France

Tel: +33 (0)2 40 09 10 11 - Fax: +33 (0)2 40 09 10 97

[www.manitou.com](http://www.manitou.com)



This publication provides a description of the configuration versions and options for Manitou products, which may differ for equipment. The equipment presented in this brochure may be part of a series, as an option, or it may not be available, depending on the versions. Manitou reserves the right, at any time and without notice, to amend the specifications described and represented. The specifications provided do not bind the manufacturer. For more details, please contact your Manitou agent. This is not a contractually binding document. The presentation of the products is not contractually binding. List of specifications non-exhaustive. The logos as well as the visual identity of the company are owned by Manitou and cannot be used without authorisation. All rights reserved. The photos and diagrams contained in this brochure are only provided for consultation and information purposes.

MANITOU BF SA - Limited company with board of directors - Share capital: 39,668,399 euros - 857 802 508 RCS Nantes