

Technical sheet :

# MAN'GO 33



 **MANITOU**  
HANDLING YOUR WORLD

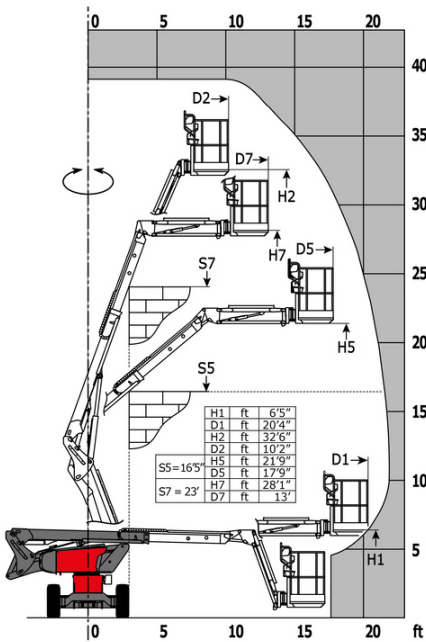
Capacities		Metric	Imperial
Working height	h21	11.91 m	39 ft 1 in
Floor height (access)	h20	0.40 m	1 ft 4 in
Platform height	h7	9.90 m	32 ft 6 in
Max. outreach		6.69 m	21 ft 11 in
Overhang		4.80 m	15 ft 9 in
Pendular arm rotation (top / bottom)		+64 ° / -70 °	+64 ° / -70 °
Platform capacity	Q	227 kg	500 lb
Turret rotation		350 °	350 °
Platform rotation (right / left)		70 ° / 66 °	70 ° / 66 °
Number of people (indoor / outdoor)		2 / 2	2 / 2
Weight and dimensions			
Platform weight*		4150 kg	9149 lb
Platform dimensions (length x width)	lp / ep	1.50 m x 0.98 m	4 ft 11 in x 3 ft 3 in
Overall length	l1	5.50 m	18 ft 1 in
Overall width	b1	1.80 m	5 ft 11 in
Overall height	h17	2.01 m	6 ft 7 in
Overall length (stowed)	l9	4.50 m	14 ft 9 in
Overall height (stowed) **	h18	2.49 m	8 ft 2 in
Jib length	l13	1.46 m	4 ft 9 in
Counterweight Oversize / Reach		0.19 m	7 in
External turning radius	Wa3	4.11 m	13 ft 6 in
Ground clearance at centre of wheelbase	m2	0.32 m	1 ft 1 in
Wheelbase	y	2 m	6 ft 7 in
Performances			
Drive speed - stowed		5.20 km/h	3 mph
Drive speed - raised		1 km/h	0.62 mph
Gradeability		45 %	45 %
Permissible leveling		4 °	4 °
Wheels			
Tires type		Super Elastic Solid Cushion	Super Elastic Solid Cushion
Standard tires		28 x 10 in / 720 x 240 mm	28 x 10 in / 720 x 240 mm
Drive wheels (front / rear)		2 / 2	2 / 2
Steering wheels (front / rear)		2 / 0	2 / 0
Braking wheels (front / rear)		2 / 2	2 / 2
Engine/Battery			
Engine brand / model		Kubota - D1105-E4B	Kubota - D1105-E4B
Engine norm		Interim Tier 4, Stage IIIA, Stage V	Interim Tier 4, Stage IIIA, Stage V
I.C. Engine power rating / Power		24.80 Hp / 18.50 kW	24.80 Hp / 18.50 kW
Miscellaneous			
Ground Pressure		15 dan/cm2	218 PSI
Hydraulic Pressure		400 bar	5802 PSI
Hydraulic tank capacity		60 l	16 US gal
Fuel tank		53 l	14 US gal
Vibration on hands/arms		< 0.76 m/s²	< 0.76 m/s²
Daily consumption **		4.40 l	1 US gal
Standards compliance			
This machine is in compliance with:		ANSI A92.20-2018 CSA B354.6 ICES-002-Issue 6 Standard Canadian EMC	ANSI A92.20-2018 CSA B354.6 ICES-002-Issue 6 Standard Canadian EMC

\*Varies according to options and standards of the country to which the machine is delivered

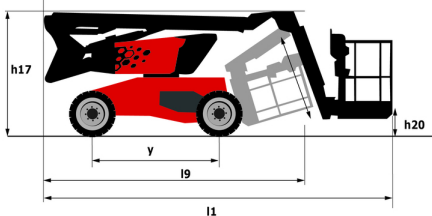
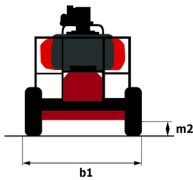
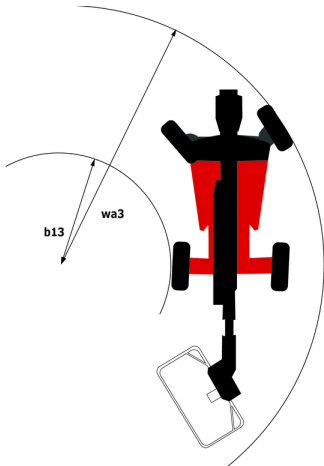
\*\* According to "REDUCE cycle"

MAN'GO 33 - Load chart

Load Chart for MEWP (Imperial)



MAN'GO 33 - Dimensional drawing



# Equipment

## Standard

110 V American plug with differential circuit breaker

3 Simultaneous movements

Audible alarm and illuminated indicator lamp (leveling, overload, lowering)

Basket 1,500 mm

Battery cut-off

CAN bus technology

Dead man pedal

Differential locking

Easy Manager

Emergency stop button in platform and on frame

Fuel gauge with low level indicator

Hom in the platform

Hour meter

Integrated diagnostic assistance

Key lock on fuel tank

Leveling unlocking

Lift and drive

Management via engine speed bearing

Manual emergency lowering

Pendular arm

Proportional controls

Protective cover for control panel

Quick access to components

Simplified lift control system

Stop & Go system

Water heater

## Optional

110 or 230V plug with differential circuit breaker

Battery blanket

Battery cut-off

Biodegradable oil

Cold weather protection oil

Fan grille

Highly capacity battery

Hydraulic oil heater

Initial verification report before putting into service

Key lock on turret cover

Lockable fuel cap

Non-marking tyres

On-board generator (3,7 kW)

SMS : Safe Man System

Screen protection on the lower box control

Sieve for fuel tank

Water predisposition

Working headlight in platform



**Head Office**

B.P. 249 - 430 rue de l'Aubinière

44150 Ancenis Cedex - France

Tel: +33 (0)2 40 09 10 11 - Fax: +33 (0)2 40 09 10 97

[www.manitou.com](http://www.manitou.com)



This publication provides a description of the configuration versions and options for Manitou products, which may differ for equipment. The equipment presented in this brochure may be part of a series, as an option, or it may not be available, depending on the versions. Manitou reserves the right, at any time and without notice, to amend the specifications described and represented. The specifications provided do not bind the manufacturer. For more details, please contact your Manitou agent. This is not a contractually binding document. The presentation of the products is not contractually binding. List of specifications non-exhaustive. The logos as well as the visual identity of the company are owned by Manitou and cannot be used without authorisation. All rights reserved. The photos and diagrams contained in this brochure are only provided for consultation and information purposes.

MANITOU BF SA - Limited company with board of directors - Share capital: 39,668,399 euros - 857 802 508 RCS Nantes