

Technical sheet :

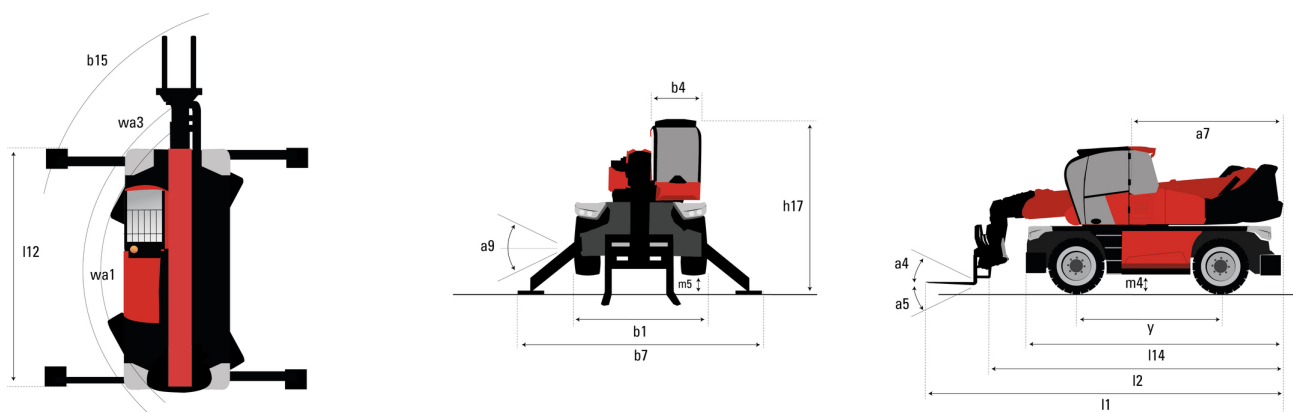
MRT-X 3255 PRIVILEGE PLUS



 **MANITOU**
HANDLING YOUR WORLD

Capacities		Metric	Imperial
Max. capacity		5500 kg	12125 lb
Max. lifting height		31.60 m	103 ft 8 in
Maximum outreach		27.20 m	89 ft 3 in
Weight and dimensions			
Overall length (with forks)	l1	9.70 m	31 ft 10 in
Length to face of forks	l2	8.50 m	27 ft 11 in
Overall width	b1	2.50 m	8 ft 2 in
Overall height	h17	3.20 m	10 ft 6 in
Overall cab width	b4	0.99 m	3 ft 3 in
Outer frame turning radius	Wa3	5.56 m	18 ft 3 in
Ground clearance	m4	0.42 m	1 ft 5 in
Wheelbase	y	3.75 m	12 ft 4 in
Frame leveling longitudinal +/-		3 °	3 °
Tilt-up angle	a4	12 °	12 °
Tilt-down angle	a5	105 °	105 °
Turret rotation		360 °	360 °
Overall weight		23896 kg	52682 lb
Forks length / width / section	l / e / s	1200 mm x 60 mm x 130 mm	47 in x 2 in x 5 in
Wheels			
Standard tires		17,5-R25	17,5-R25
Drive wheels (front / rear)		2 / 2	2 / 2
Stabilisers			
Stabilizers Type		Telescopic Duplex	Telescopic Duplex
Controls with stabs		Stabs Commands Individual or Simultaneous	Stabs Commands Individual or Simultaneous
Engine			
Engine brand		Mercedes	Mercedes
Engine norm		Stage IIIA	Stage IIIA
Engine model		OM_924_LA_E3A/1	OM_924_LA_E3A/1
I.C. Engine power rating / Power / Engine rotation		197 Hp / 145 kW @ 1600 rpm	197 Hp / 145 kW @ 1600 rpm
Max. torque / Engine rotation (min)		705 Nm @ 1200 rpm	520 ft/lbs @ 1200 rpm
Number of cylinders - Capacity of cylinders		4 - 4800 cm³	4 - 293 in³
Injection		engine Injection direct	engine Injection direct
Engine cooling system		Water	Water
Electric circuit			
Number of batteries / Battery voltage		2 x 12 V	2 x 12 V
12V Battery capacity		120 Ah	120 Ah
Transmission			
Transmission type		CVT	CVT
Max. travel speed		40 km/h	25 mph
Drawbar pull		10500 daN	10500 daN
Parking brake		Automatic Negative Hand-brake	Automatic Negative Hand-brake
Service brake		Hydraulic	Hydraulic
Hydraulics			
Hydraulic pump type		Variable pump	Variable pump
Hydraulic flow		210 l/min	55 US gpm
Hydraulic Pressure		350 bar	5076 PSI
Tank capacities			
Engine oil		21 l	6 US gal
Fuel tank		361 l	95 US gal
Noise and vibration			
Noise at driving position (LpA)		80 dB	80 dB
Noise to environment (LwA)		106 dB	106 dB
Vibration on hands/arms		< 2.50 m/s²	< 2.50 m/s²
Miscellaneous			
Steering wheels (front / rear)		2 / 2	2 / 2
Controls		2 Joysticks	2 Joysticks
Cab certification		Cabin ROPS - FOPS level 2	Cabin ROPS - FOPS level 2
Attachment recognition system (E-Reco)		Standard	Standard

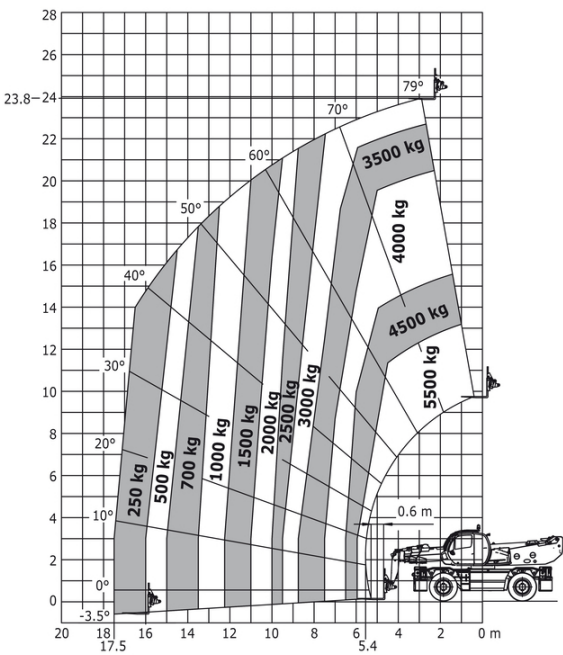
MRT-X 3255 Privilege Plus - Dimensional drawing



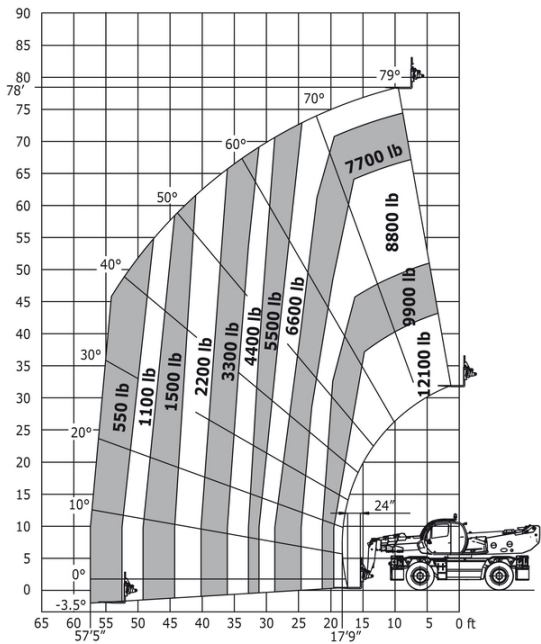
Other data		Metric	Imperial
Length of frame	l14	6.57 m	21 ft 7 in
Wheelbase	y	3.75 m	12 ft 4 in
Ground clearance	m4	0.42 m	1 ft 5 in
Counterweight offset (turret at 90°)	a7	3.80 m	12 ft 6 in
Tilt-up angle	a4	12 °	12 °
Tilt-down angle	a5	105 °	105 °
Overall length at stabilisers	l12	6.49 m	21 ft 4 in
Outer frame turning radius	Wa3	5.56 m	18 ft 3 in
Outer turning radius (with forks)	b15	7 m	23 ft
Overall width with stabilisers extended	b7	7.10 m	23 ft 4 in
Overall height	h17	3.20 m	10 ft 6 in
Frame leveling corrector	a9	+/- 8 °	+/- 8 °
Ground clearance under front tires on stabilizers	m5	0.35 m	1 ft 2 in

MRT-X 3255 Privilege Plus - Load chart

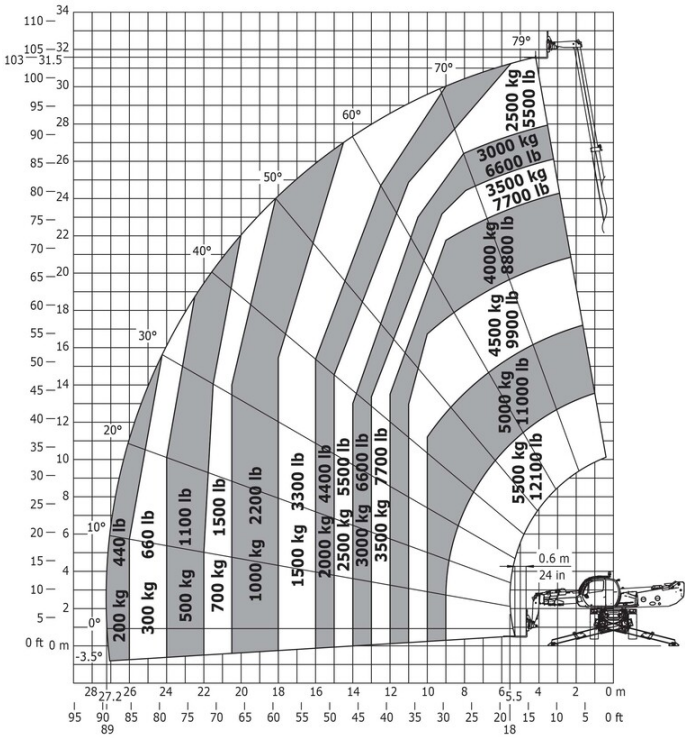
Machine on tires with forks Metric



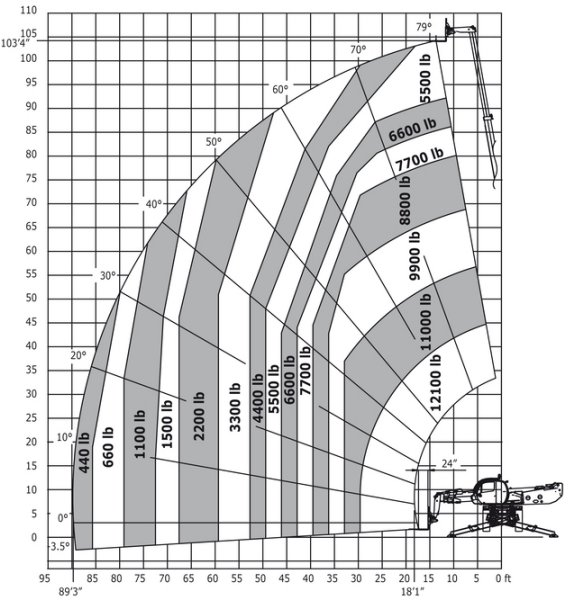
Machine on tires with forks Imperial



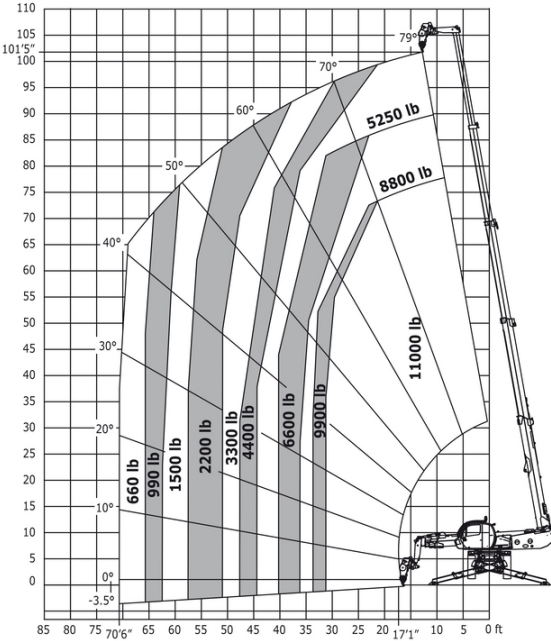
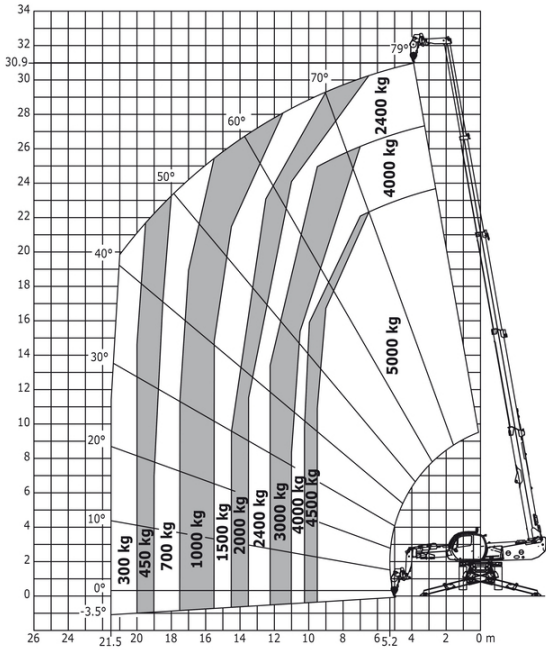
Machine on lowered stabilisers with forks Metric



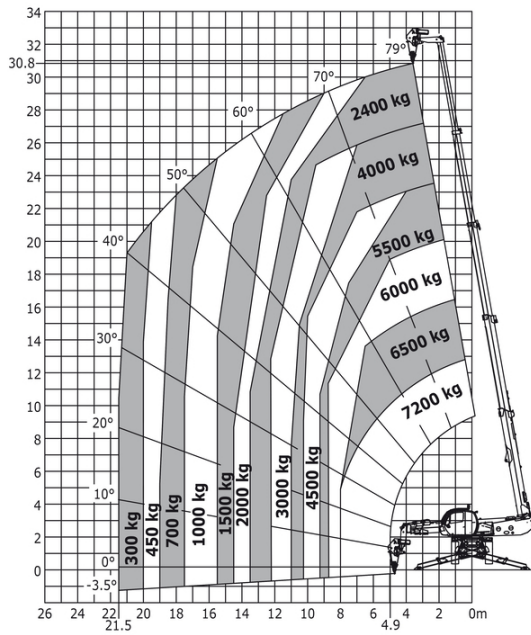
Machine on lowered stabilisers with forks Imperial



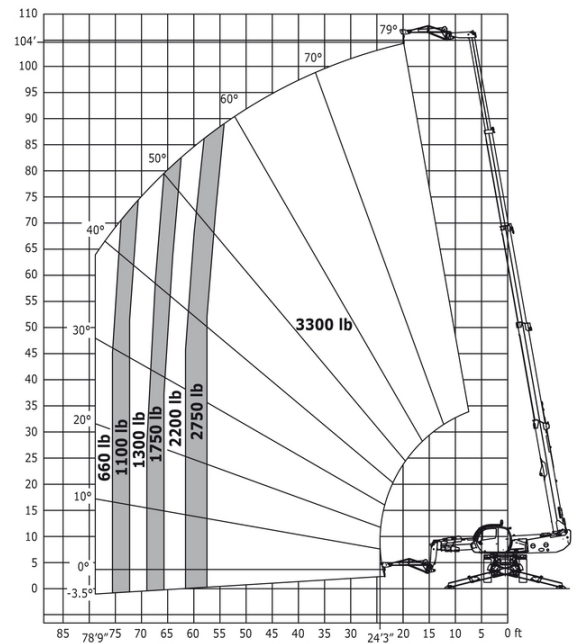
Machine on lowered stabilisers with winch 5000 kg Metric Machine on lowered stabilisers with winch 5000 kg Imperial



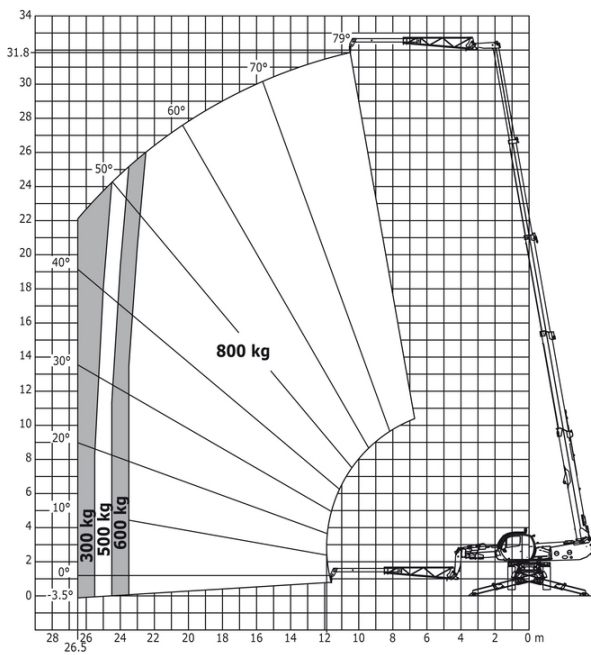
Machine on lowered stabilisers with winch 7000 kg Metric



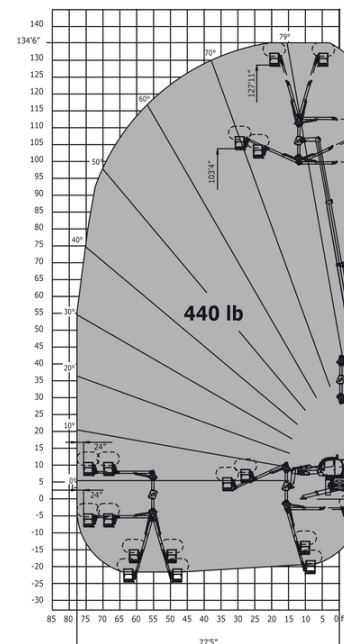
Machine on lowered stabilisers with 1500 kg jib Imperial



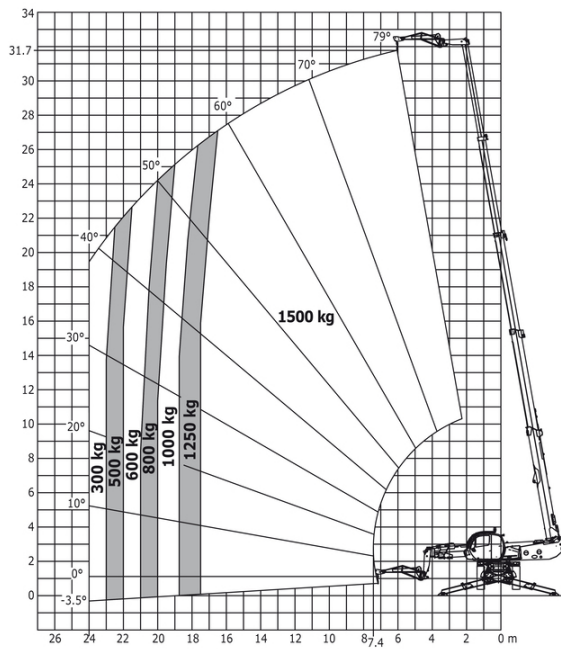
Machine on lowered stabilisers with 800 kg jib Metric



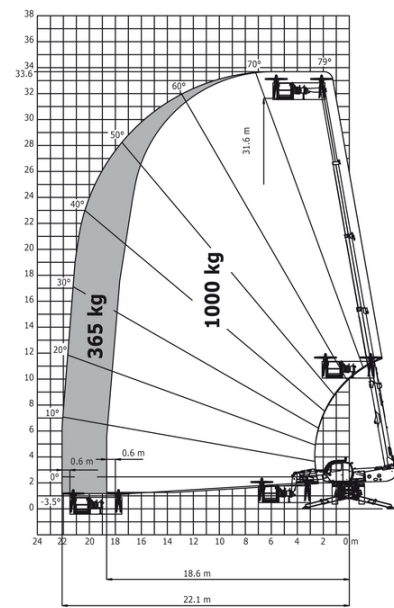
Machine on lowered stabilisers with 3D positive / negative Imperial



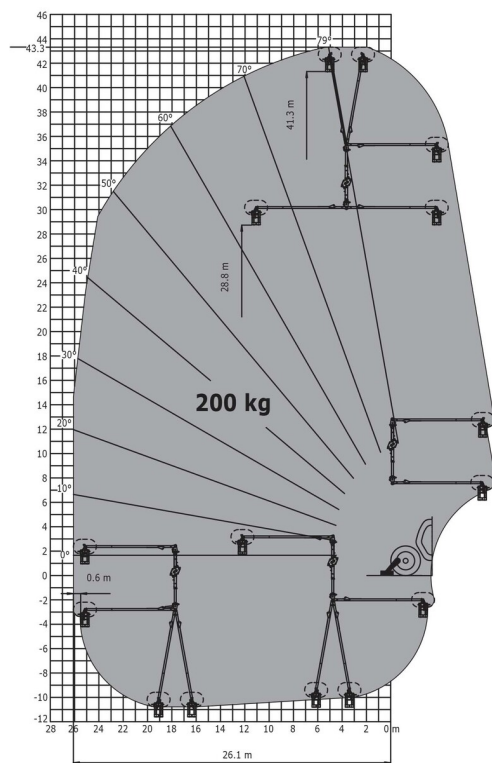
Machine on lowered stabilisers with 1500 kg jib Metric



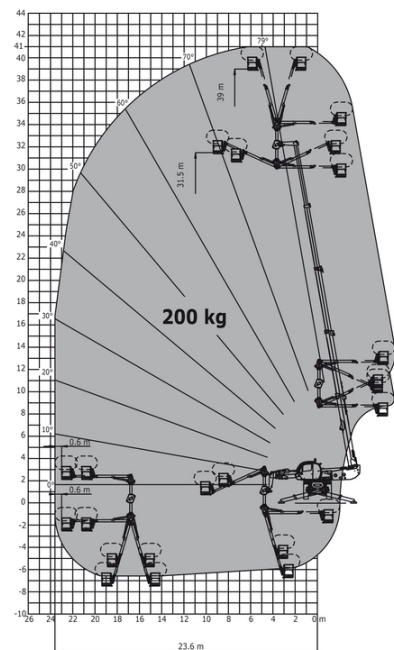
Machine on lowered stabilisers with 365 kg platform Metric



Machine on lowered stabilisers with 3D positive Metric



Machine on lowered stabilisers with 3D positive / negative Metric





Head Office

B.P. 249 - 430 rue de l'Aubinière

44150 Ancenis Cedex - France

Tel: +33 (0)2 40 09 10 11 - Fax: +33 (0)2 40 09 10 97

www.manitou.com



This publication provides a description of the configuration versions and options for Manitou products, which may differ for equipment. The equipment presented in this brochure may be part of a series, as an option, or it may not be available, depending on the versions. Manitou reserves the right, at any time and without notice, to amend the specifications described and represented. The specifications provided do not bind the manufacturer. For more details, please contact your Manitou agent. This is not a contractually binding document. The presentation of the products is not contractually binding. List of specifications non-exhaustive. The logos as well as the visual identity of the company are owned by Manitou and cannot be used without authorisation. All rights reserved. The photos and diagrams contained in this brochure are only provided for consultation and information purposes.

MANITOU BF SA - Limited company with board of directors - Share capital: 39,668,399 euros - 857 802 508 RCS Nantes