

Technical sheet :

# 160 ATJ

---



 **MANITOU**  
HANDLING YOUR WORLD

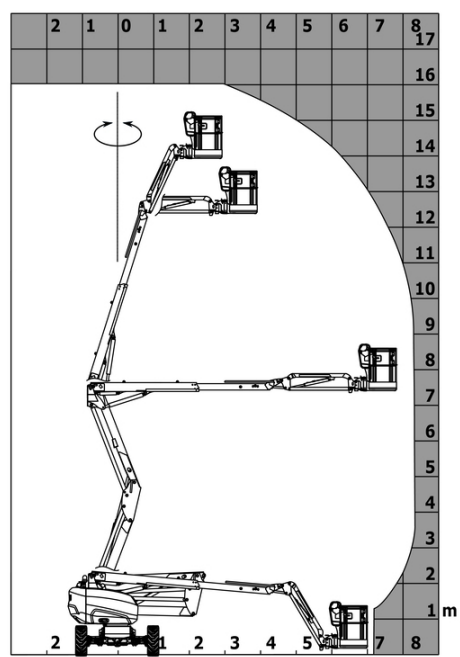
Capacities		Metric	Imperial
Working height	h21	16.02 m	52 ft 7 in
Floor height (access)	h20	0.45 m	1 ft 6 in
Platform height	h7	14.02 m	46 ft
Max. outreach		8.30 m	27 ft 3 in
Overhang		7.50 m	24 ft 7 in
Pendular arm rotation (top / bottom)		+65 ° / -59.50 °	+65 ° / -59.50 °
Platform capacity	Q	230 kg	507 lb
Turret rotation		350 °	350 °
Platform rotation (right / left)		90 ° / 90 °	90 ° / 90 °
Number of people (indoor / outdoor)		2 / 2	2 / 2
Weight and dimensions			
Platform weight*		6160 kg	13580 lb
Platform dimensions (length x width)	lp / ep	1.80 m x 0.80 m	5 ft 11 in x 2 ft 7 in
Overall length	l1	6.68 m	21 ft 11 in
Overall width	b1	2.32 m	7 ft 7 in
Overall height	h17	2.37 m	7 ft 9 in
Overall length (stowed)	l9	4.44 m	14 ft 7 in
Overall height (stowed)	h18	2.63 m	8 ft 8 in
Counterweight offset (turret at 90°)	a7	0.22 m	9 in
Counterweight Oversize / Reach		0.22 m	9 in
External turning radius	Wa3	3.75 m	12 ft 4 in
Ground clearance at centre of wheelbase	m2	0.36 m	1 ft 2 in
Wheelbase	y	2.20 m	7 ft 3 in
Performances			
Drive speed - stowed		5 km/h	3 mph
Drive speed - raised		1 km/h	0.62 mph
Gradeability		45 %	45 %
Permissible leveling		5 °	5 °
Wheels			
Tires type		Foam-filled	Foam-filled
Standard tires		834 x 298 mm	834 x 298 mm
Drive wheels (front / rear)		2 / 2	2 / 2
Steering wheels (front / rear)		2 / 2	2 / 2
Braking wheels (front / rear)		0 / 2	0 / 2
Engine/Battery			
Engine brand / model		Kubota - D1105-E4B	Kubota - D1105-E4B
Engine norm		Interim Tier 4, Stage IIIA, Stage V	Interim Tier 4, Stage IIIA, Stage V
I.C. Engine power rating / Power		24.50 Hp / 18.50 kW	24.50 Hp / 18.50 kW
Miscellaneous			
Ground Pressure		11.60 dan/cm2	168 PSI
Hydraulic Pressure		340 bar	4931 PSI
Hydraulic tank capacity		54 l	14 US gal
Fuel tank		52 l	14 US gal
Sound level at platform		105 dB	105 dB
Noise to environment (LWA)		< 105 dB	< 105 dB
Daily consumption **		4.08 l	1 US gal

\*Varies according to options and standards of the country to which the machine is delivered

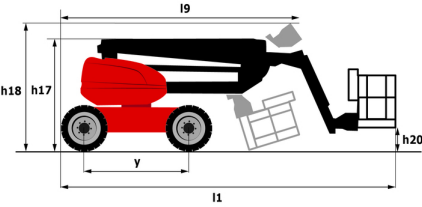
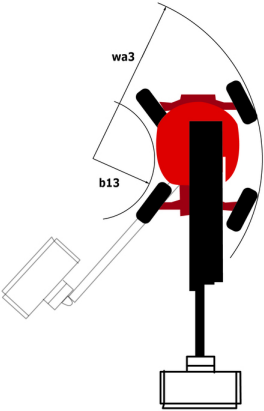
\*\* According to "REDUCE cycle"

160 ATJ - Load chart

Load Chart for MEWP Metric



160 ATJ - Dimensional drawing



# Equipment

Standard
220V predisposition in the platform
4 simultaneous movements
4 wheel drive
4 wheel steer with crab mode
Audible alarm and illuminated indicator lamp (leveling, overload, lowering)
Backup electrical pump
Basket 1,800 mm
CAN bus technology
Dead man pedal
Differential locking on rear axle
Easy Manager
Emergency stop button in platform and on frame
Front axle with limited slip
Fuel gauge with low level indicator
Fully galvanized basket with demountable floor
Hom in the platform
Hour meter
Leveling unlocking
Load sensing pump
Oscillating front axle
Steer and rotate
Stop & Go system

Optional
18" tyres
Battery charger
Battery cut-off
Biodegradable oil
Catalytic cleaner
Coded anti-start
Cold weather protection oil
Continuous turret rotation
Fully galvanized basket 1800mm / 5'11" with lateral door
Galvanized basket 2,100 mm
Highly capacity battery
Lockable fuel cap
On-board generator (3,5 or 5 kW)
Personalized paintwork
Safety hamess
Secondary Protection System (SPS)
Spark arrester
Water heater
Water predisposition
Working headlight in platform



**Head Office**

B.P. 249 - 430 rue de l'Aubinière

44150 Ancenis Cedex - France

Tel: +33 (0)2 40 09 10 11 - Fax: +33 (0)2 40 09 10 97

[www.manitou.com](http://www.manitou.com)



This publication provides a description of the configuration versions and options for Manitou products, which may differ for equipment. The equipment presented in this brochure may be part of a series, as an option, or it may not be available, depending on the versions. Manitou reserves the right, at any time and without notice, to amend the specifications described and represented. The specifications provided do not bind the manufacturer. For more details, please contact your Manitou agent. This is not a contractually binding document. The presentation of the products is not contractually binding. List of specifications non-exhaustive. The logos as well as the visual identity of the company are owned by Manitou and cannot be used without authorisation. All rights reserved. The photos and diagrams contained in this brochure are only provided for consultation and information purposes.

MANITOU BF SA - Limited company with board of directors - Share capital: 39,668,399 euros - 857 802 508 RCS Nantes