

Technical sheet :

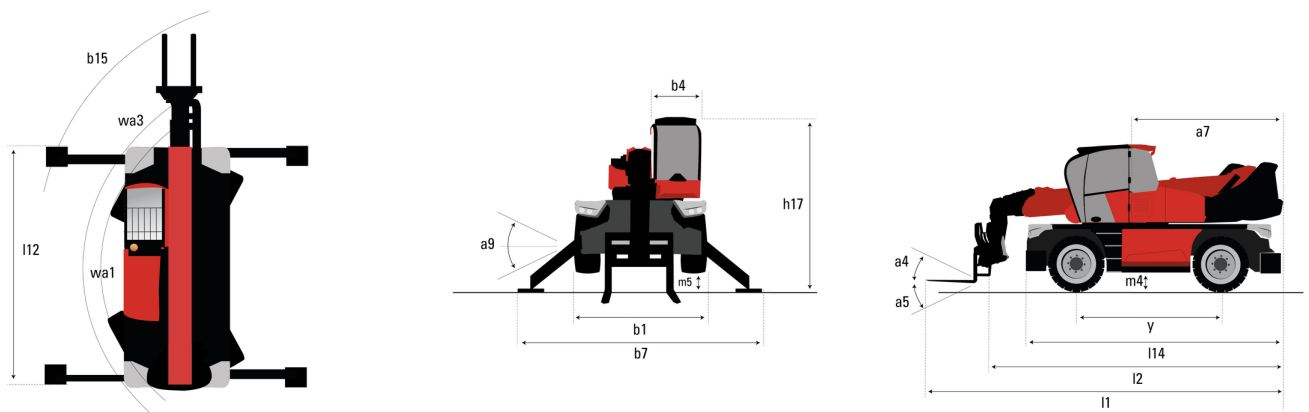
MRT 2145 EASY T4 S1 400°



 **MANITOU**
HANDLING YOUR WORLD

| Capacities | | Metric | Imperial |
|--|-----------|---|---|
| Max. capacity | | 4500 kg | 9921 lb |
| Max. lifting height | | 20.60 m | 67 ft 7 in |
| Maximum outreach | | 17.90 m | 58 ft 9 in |
| Weight and dimensions | | | |
| Overall length (with forks) | l1 | 7.79 m | 25 ft 7 in |
| Length to face of forks | l2 | 6.59 m | 21 ft 7 in |
| Overall width | b1 | 2.50 m | 8 ft 2 in |
| Overall height | h17 | 3.02 m | 9 ft 11 in |
| Overall cab width | b4 | 0.95 m | 3 ft 1 in |
| Ground clearance | m4 | 0.32 m | 1 ft 1 in |
| Wheelbase | y | 2.73 m | 8 ft 11 in |
| Tilt-up angle | a4 | 10 ° | 10 ° |
| Tilt-down angle | a5 | 107 ° | 107 ° |
| Overall weight | | 14530 kg | 32033 lb |
| Forks length / width / section | l / e / s | 1200 mm x 125 mm x 50 mm | 47 in x 5 in x 2 in |
| Wheels | | | |
| Standard tires | | 18-19,5 | 18-19,5 |
| Drive wheels (front / rear) | | 2 / 2 | 2 / 2 |
| Steering mode | | 2 wheel steer, 4 wheel steer, Crab mode | 2 wheel steer, 4 wheel steer, Crab mode |
| Stabilisers | | | |
| Stabilizers Type | | Wing Type | Wing Type |
| Controls with stabs | | Stabs Commands Individual or Simultaneous | Stabs Commands Individual or Simultaneous |
| Engine | | | |
| Engine brand | | Perkins | Perkins |
| Engine norm | | Stage IV, Tier 4 final | Stage IV, Tier 4 final |
| Engine model | | 854F-E34TA | 854F-E34TA |
| I.C. Engine power rating / Power / Engine rotation | | 102 Hp / 75 kW @ 1200 rpm | 102 Hp / 75 kW @ 1200 rpm |
| Max. torque | | 430 Nm | 317 ft/lbs |
| Number of cylinders - Capacity of cylinders | | 4 - 3400 cm³ | 4 - 207 in³ |
| Injection | | engine Injection direct | engine Injection direct |
| Engine cooling system | | Water | Water |
| Electric circuit | | | |
| Battery voltage | | 12 V | 12 V |
| 12V Battery capacity | | 180 Ah | 180 Ah |
| Transmission | | | |
| Transmission type | | Hydrostatic | Hydrostatic |
| Number of gears (forward / reverse) | | 2 / 2 | 2 / 2 |
| Max. travel speed | | 37 km/h | 23 mph |
| Drawbar pull | | 7900 daN | 7900 daN |
| Parking brake | | Automatic negative parking brake | Automatic negative parking brake |
| Service brake | | Hydraulic | Hydraulic |
| Hydraulics | | | |
| Hydraulic pump type | | Gear pump | Gear pump |
| Hydraulic flow | | 115 l/min | 30 US gpm |
| Hydraulic Pressure | | 270 bar | 3916 PSI |
| Tank capacities | | | |
| Engine oil | | 8.50 l | 2 US gal |
| Fuel tank | | 130 l | 34 US gal |
| Diesel Exhaust fluid (AdBlue® type) | | 19 l | 5 US gal |
| Noise and vibration | | | |
| Noise at driving position (LpA) | | 79.70 dB | 79.70 dB |
| Noise to environment (LwA) | | 105 dB | 105 dB |
| Vibration on hands/arms | | < 2.50 m/s² | < 2.50 m/s² |
| Miscellaneous | | | |
| Steering wheels (front / rear) | | 2 / 2 | 2 / 2 |
| Controls | | 2 Joysticks | 2 Joysticks |
| Cab certification | | Cabin ROPS - FOPS level 2 | Cabin ROPS - FOPS level 2 |
| Attachment recognition system (E-Reco) | | Standard | Standard |

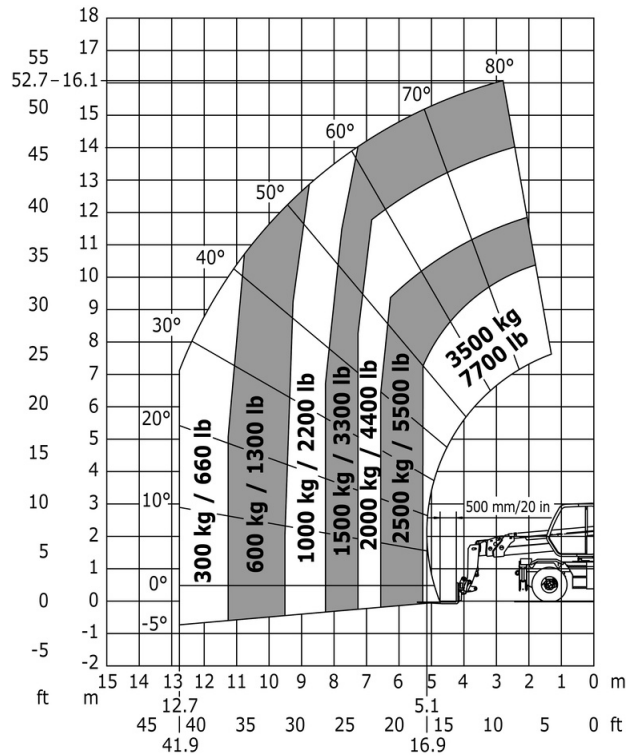
MRT 2145 Easy T4 S1 400° - Dimensional drawing



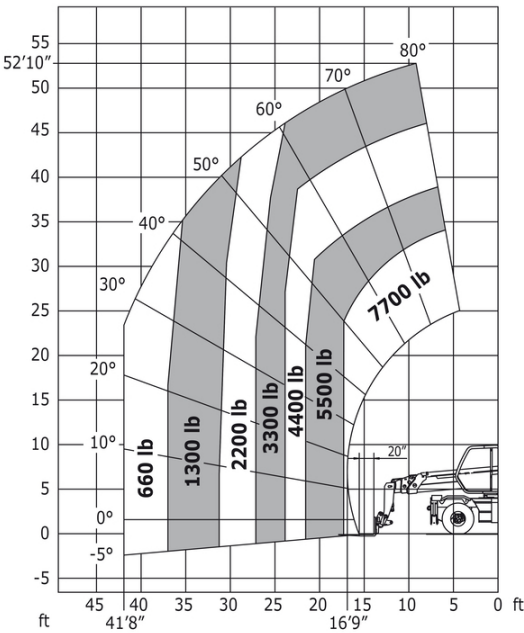
| Other data | | Metric | | Imperial | |
|---|-----|--------|--|------------|--|
| Length of frame | l14 | 4.71 m | | 15 ft 5 in | |
| Wheelbase | y | 2.73 m | | 8 ft 11 in | |
| Ground clearance | m4 | 0.32 m | | 1 ft 1 in | |
| Counterweight offset (turret at 90°) | a7 | 2.70 m | | 8 ft 10 in | |
| Tilt-up angle | a4 | 10 ° | | 10 ° | |
| Tilt-down angle | a5 | 107 ° | | 107 ° | |
| Overall length at stabilisers | l12 | 4.71 m | | 15 ft 5 in | |
| Outer turning radius (with forks) | b15 | 6.10 m | | 20 ft | |
| Overall width with stabilisers extended | b7 | 4.98 m | | 16 ft 4 in | |
| Overall height | h17 | 3.02 m | | 9 ft 11 in | |
| Ground clearance under front tires on stabilizers | m5 | 0.22 m | | 9 in | |

MRT 2145 Easy T4 S1 400° - Load chart

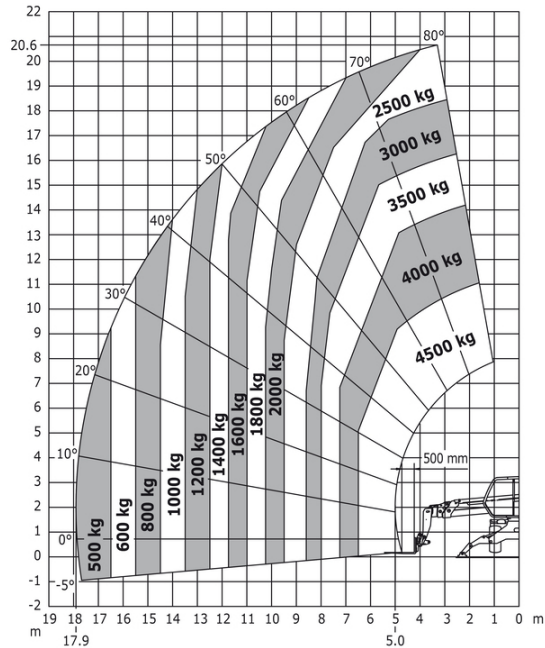
Machine on tires with forks Metric



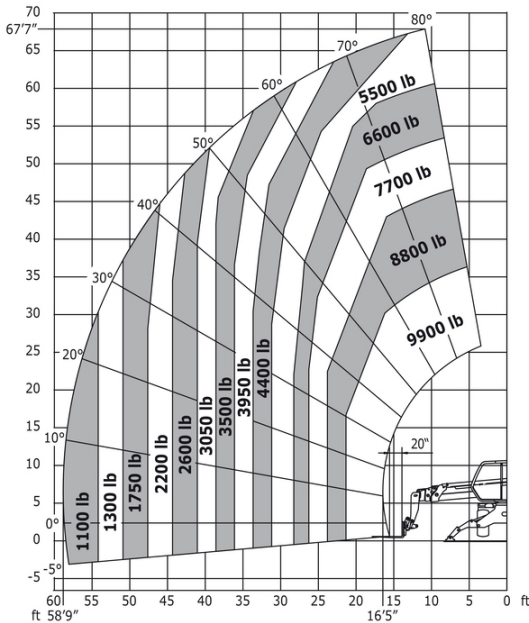
Machine on tires with forks Imperial



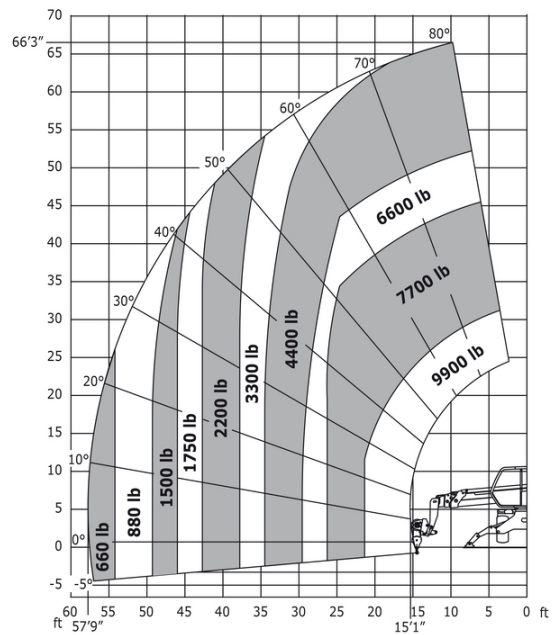
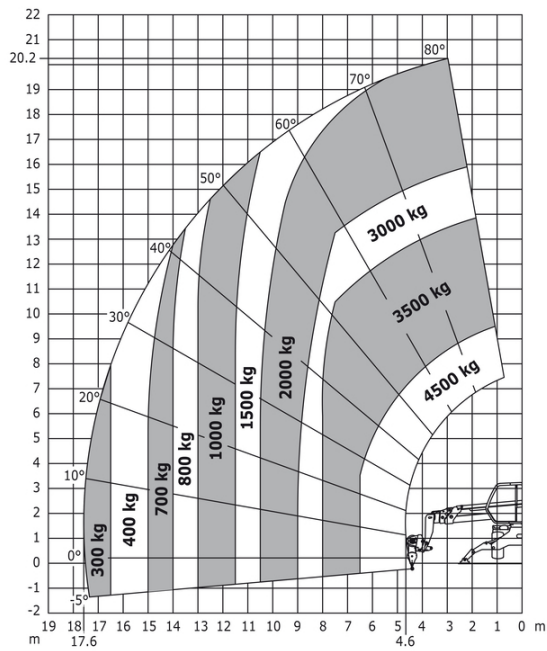
Machine on lowered stabilisers with forks Metric



Machine on lowered stabilisers with forks Imperial

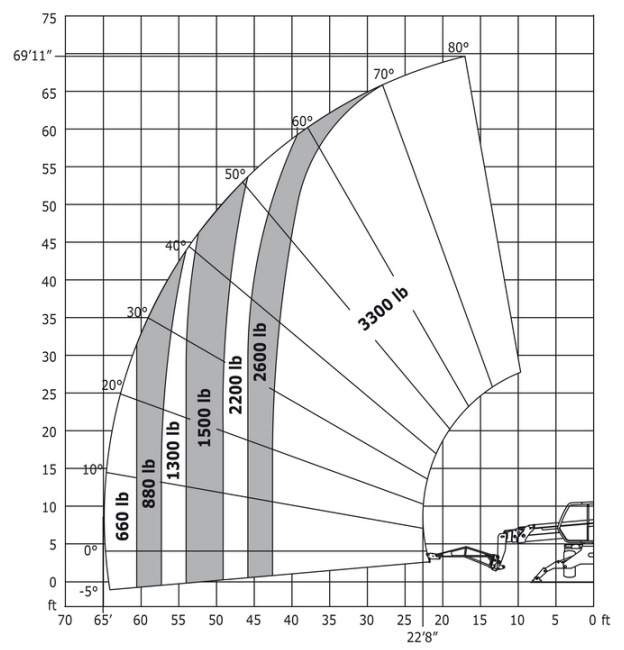
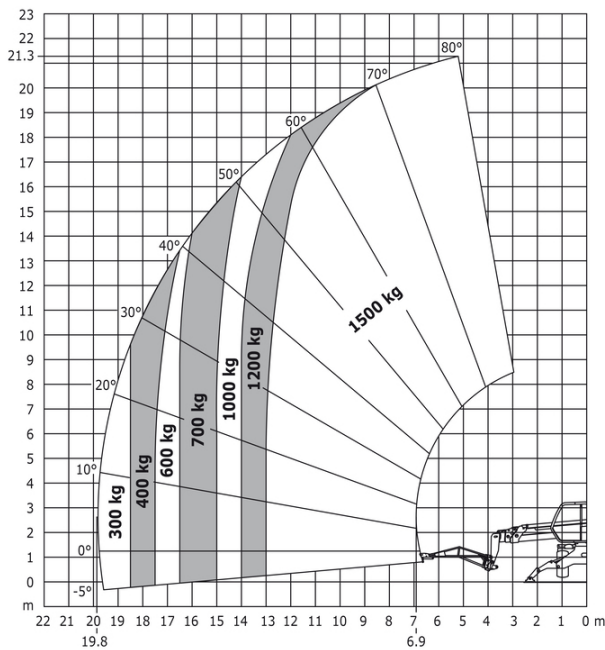


Machine on lowered stabilisers with winch 5000 kg Metric Machine on lowered stabilisers with winch 5000 kg Imperial

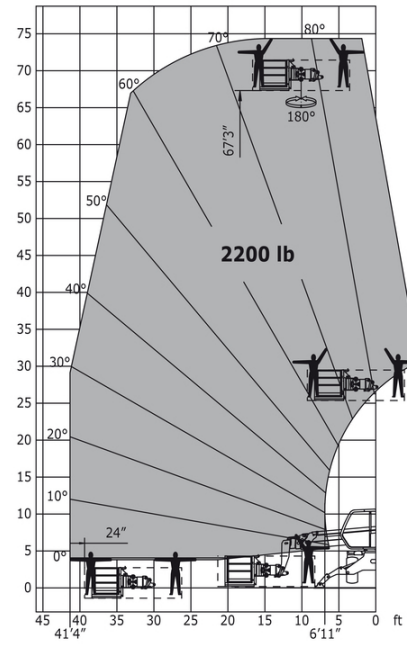
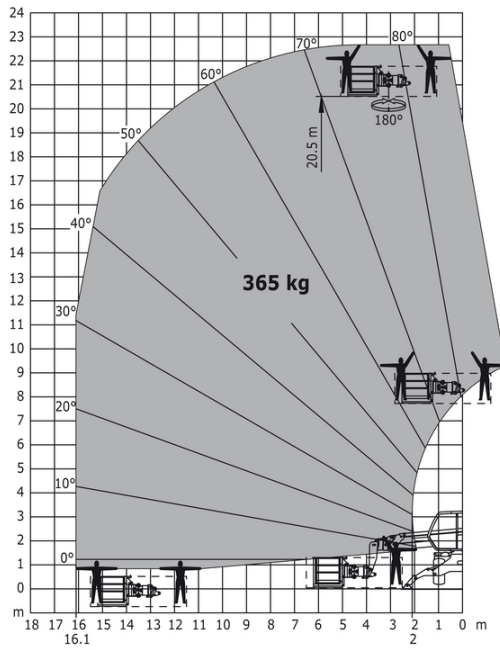


Machine on lowered stabilisers with 1500 kg jib Metric

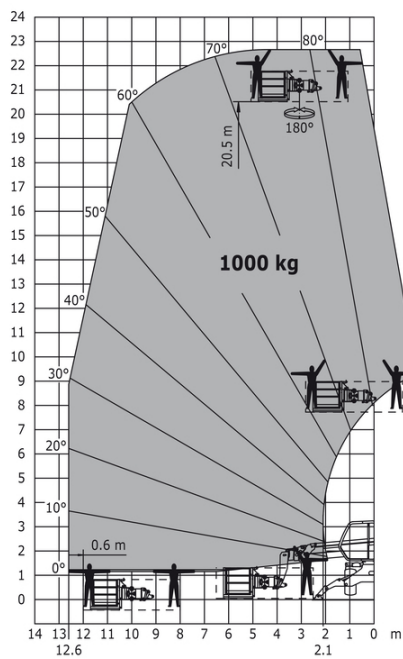
Machine on lowered stabilisers with 1500 kg jib Imperial



Machine on lowered stabilisers with 365 kg platform Metric Machine on lowered stabilisers with 1000 kg platform Imperial



Machine on lowered stabilisers with 1000 kg platform Metric





Head Office

B.P. 249 - 430 rue de l'Aubinière

44150 Ancenis Cedex - France

Tel: +33 (0)2 40 09 10 11 - Fax: +33 (0)2 40 09 10 97

www.manitou.com



This publication provides a description of the configuration versions and options for Manitou products, which may differ for equipment. The equipment presented in this brochure may be part of a series, as an option, or it may not be available, depending on the versions. Manitou reserves the right, at any time and without notice, to amend the specifications described and represented. The specifications provided do not bind the manufacturer. For more details, please contact your Manitou agent. This is not a contractually binding document. The presentation of the products is not contractually binding. List of specifications non-exhaustive. The logos as well as the visual identity of the company are owned by Manitou and cannot be used without authorisation. All rights reserved. The photos and diagrams contained in this brochure are only provided for consultation and information purposes.

MANITOU BF SA - Limited company with board of directors - Share capital: 39,668,399 euros - 857 802 508 RCS Nantes