

Technical sheet :

MRT 2545 EASY T4 S1 360°



 **MANITOU**
HANDLING YOUR WORLD

| Capacities | | Metric | Imperial |
|--|-----------|---|---|
| Max. capacity | | 4500 kg | 9921 lb |
| Max. lifting height | | 24.70 m | 81 ft |
| Max. outreach | | 19.40 m | 63 ft 8 in |
| Weight and dimensions | | | |
| Overall length (with forks) | l1 | 8.26 m | 27 ft 1 in |
| Length to face of forks | l2 | 7.06 m | 23 ft 2 in |
| Overall width | b1 | 2.50 m | 8 ft 2 in |
| Overall height | h17 | 3.02 m | 9 ft 11 in |
| Overall cab width | b4 | 0.95 m | 3 ft 1 in |
| Outer frame turning radius | Wa3 | 4.62 m | 15 ft 2 in |
| Ground clearance | m4 | 0.32 m | 1 ft 1 in |
| Wheelbase | y | 2.73 m | 8 ft 11 in |
| Tilt-up angle | a4 | 10 ° | 10 ° |
| Tilt-down angle | a5 | 107 ° | 107 ° |
| Overall weight | | 15540 kg | 34260 lb |
| Forks length / width / section | l / e / s | 1200 mm x 125 mm x 150 mm | 47 in x 5 in x 6 in |
| Wheels | | | |
| Tires type | | Pneumatic | Pneumatic |
| Standard tires | | 18-19,5 | 18-19,5 |
| Steering mode | | 2 wheel steer, 4 wheel steer, Crab mode | 2 wheel steer, 4 wheel steer, Crab mode |
| Stabilisers | | | |
| Stabs Type | | Wing Type | Wing Type |
| Controls with stabs | | Stabs Commands Individual or Simultaneous | Stabs Commands Individual or Simultaneous |
| Engine | | | |
| Engine brand | | Perkins | Perkins |
| Engine norm | | Stage IIIB / Interim Tier 4 | Stage IIIB / Interim Tier 4 |
| Engine model | | 854F-E34TA | 854F-E34TA |
| I.C. Engine power rating / Power / Engine rotation | | 102 Hp / 75 kW @ 1200 rpm | 102 Hp / 75 kW @ 1200 rpm |
| Max. torque | | 1200 Nm | 885 ft/lbs |
| Number of cylinders - Capacity of cylinders | | 4 - 3400 cm³ | 4 - 207 in³ |
| Injection | | engine Injection direct | engine Injection direct |
| Engine cooling system | | Water | Water |
| Electric circuit | | | |
| Battery voltage | | 12 V | 12 V |
| 12V Battery capacity | | 120 Ah | 120 Ah |
| Transmission | | | |
| Transmission type | | Hydrostatic | Hydrostatic |
| Number of gears (forward / reverse) | | 2 / 2 | 2 / 2 |
| Max. travel speed | | 24.90 km/h | 15 mph |
| Drawbar pull | | 7900 daN | 7900 daN |
| Parking brake | | Automatic Negative Hand-brake | Automatic Negative Hand-brake |
| Service brake | | Hydraulic | Hydraulic |
| Hydraulics | | | |
| Hydraulic pump type | | Gear pump | Gear pump |
| Hydraulic flow | | 115 l/min | 30 US gpm |
| Hydraulic Pressure | | 270 bar | 3916 PSI |
| Tank capacities | | | |
| Engine oil | | 8.50 l | 2 US gal |
| Hydraulic oil | | 150 l | 40 US gal |
| Fuel tank | | 130 l | 34 US gal |
| Diesel Exhaust fluid (AdBlue® type) | | 19 l | 5 US gal |
| Noise and vibration | | | |
| Noise at driving position (LpA) | | 79.70 dB | 79.70 dB |
| Noise to environment (LwA) | | 105 dB | 105 dB |
| Vibration to whole hand/arm | | < 2.50 m/s² | < 2.50 m/s² |
| Miscellaneous | | | |
| Controls | | 2 Joysticks | 2 Joysticks |
| Safety cab homologation | | ROPS - FOPS level 2 cab | ROPS - FOPS level 2 cab |
| Attachment recognition system (E-Reco) | | Standard | Standard |

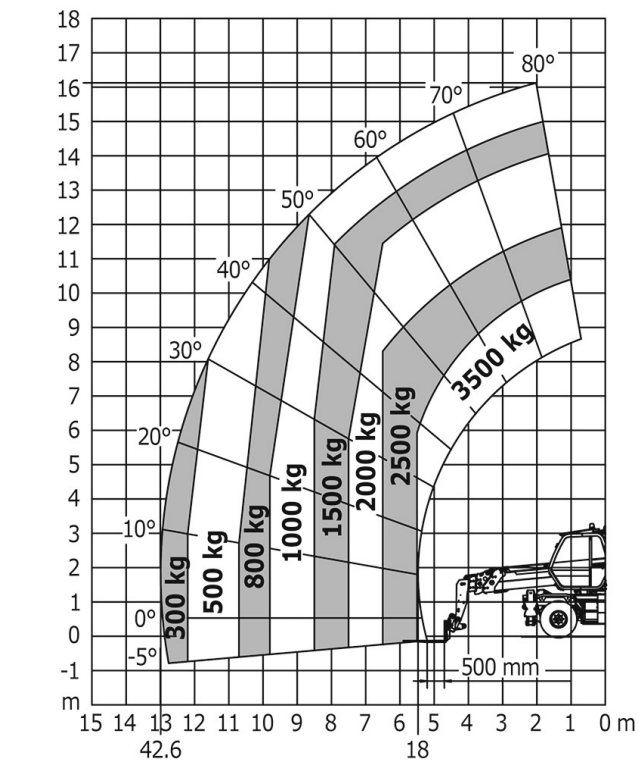
MRT 2545 Easy T4 S1 360° - Dimensional drawing



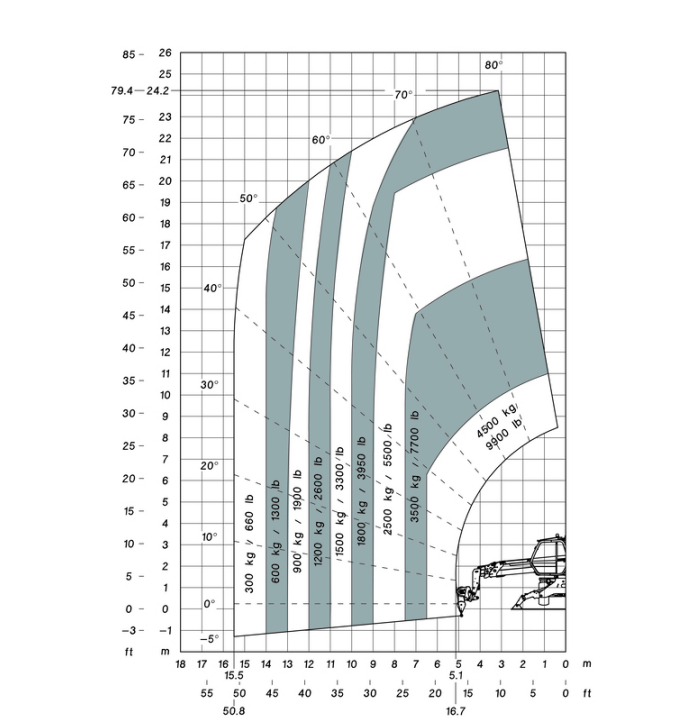
| Other data | | Metric | Imperial |
|---|-----|---------|------------|
| Length of frame | l14 | 4.71 m | 15 ft 5 in |
| Wheelbase | y | 2.73 m | 8 ft 11 in |
| Ground clearance | m4 | 0.32 m | 1 ft 1 in |
| Counterweight offset (turret at 90°) | a7 | 3.03 m | 9 ft 11 in |
| Tilt-up angle | a4 | 10 ° | 10 ° |
| Tilt-down angle | a5 | 107 ° | 107 ° |
| Overall length at stabilisers | l12 | 4.71 m | 15 ft 5 in |
| Outer frame turning radius | Wa3 | 4.62 m | 15 ft 2 in |
| Outer turning radius (with forks) | b15 | 6.80 m | 22 ft 4 in |
| Overall width with stabilisers extended | b7 | 4.98 m | 16 ft 4 in |
| Overall height | h17 | 3.02 m | 9 ft 11 in |
| Frame leveling corrector | a9 | +/- 8 ° | +/- 8 ° |
| Ground clearance under front tires on stabilizers | m5 | 0.22 m | 9 in |

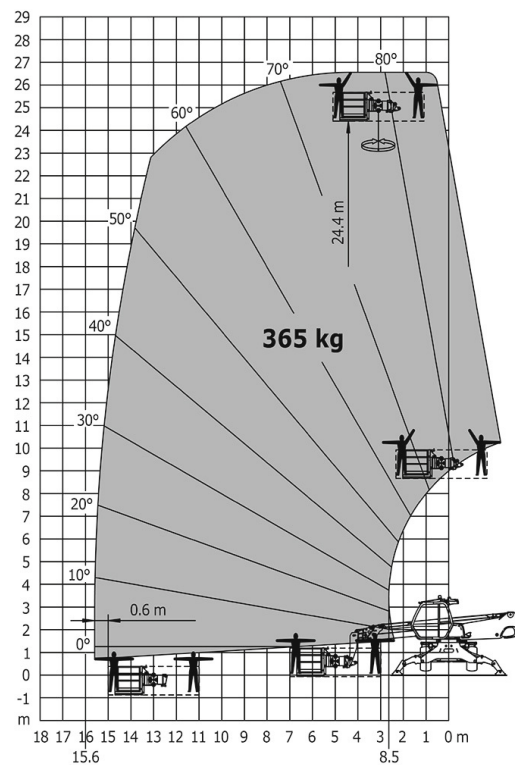
MRT 2545 Easy T4 S1 360° - Load chart

Machine on tyres with forks Metric



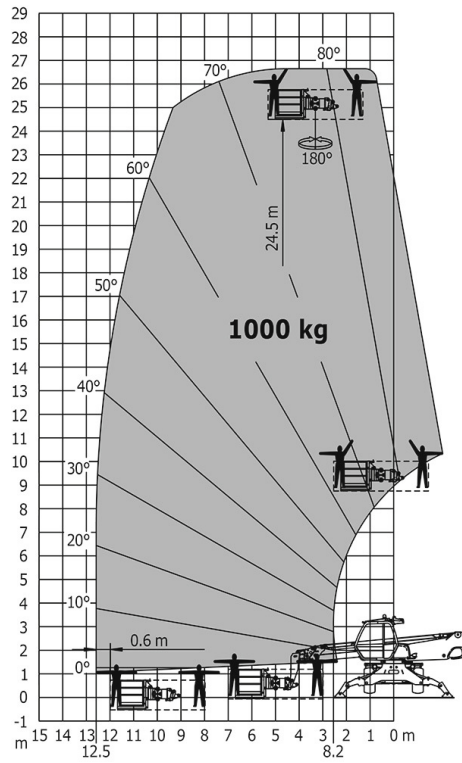
Machine on lowered stabilisers with winch 5000 kg Imperial





Machine on lowered stabilisers with 1000 kg platform

Metric





Head Office

B.P. 249 - 430 rue de l'Aubinière

44150 Ancenis Cedex - France

Tel: +33 (0)2 40 09 10 11 - Fax: +33 (0)2 40 09 10 97

www.manitou.com



This publication provides a description of the configuration versions and options for Manitou products, which may differ for equipment. The equipment presented in this brochure may be part of a series, as an option, or it may not be available, depending on the versions. Manitou reserves the right, at any time and without notice, to amend the specifications described and represented. The specifications provided do not bind the manufacturer. For more details, please contact your Manitou agent. This is not a contractually binding document. The presentation of the products is not contractually binding. List of specifications non-exhaustive. The logos as well as the visual identity of the company are owned by Manitou and cannot be used without authorisation. All rights reserved. The photos and diagrams contained in this brochure are only provided for consultation and information purposes.

MANITOU BF SA - Limited company with board of directors - Share capital: 39,668,399 euros - 857 802 508 RCS Nantes