

Technical sheet :

# 1750RT NXT3

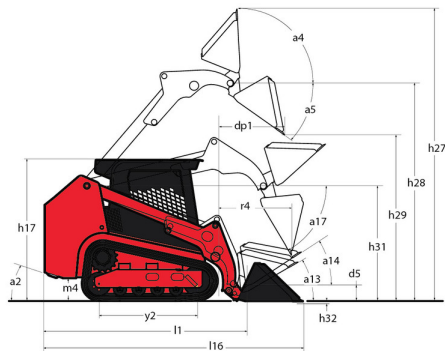
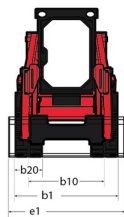
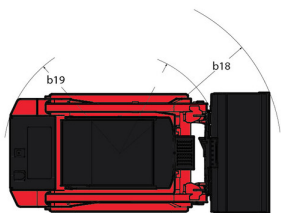
---



 **MANITOU**  
HANDLING YOUR WORLD

Capacities		Metric	Imperial
Max. capacity	Q	2268 kg	5000 lb
Operating Weight		3903 kg	8605 lb
Unladen weight		3903 kg	8605 lb
Operating Capacity at 35% Tipping Load		794 kg	1750 lb
Operating Capacity At 50% Tipping Load		1134 kg	2500 lb
Tipping capacity		2268 kg	5000 lb
Weight and dimensions			
Overall Operating Height - Fully Raised	h27	4267 mm	168 in
Height to Hinge Pin - Fully Raised	h28	3251 mm	128 in
Dump reach - Full height	r6	876 mm	34 in
Dump angle at full height	a5	40.20 °	40.20 °
Dump Height - Fully Raised	h29	2489 mm	98 in
Maximum Rollback Angle - Fully Raised	a4	102.50 °	102.50 °
Overall Height to top of ROPS	h17	2103 mm	83 in
Overall length with bucket	l16	3658 mm	144 in
Overall Length without Bucket	l1	2814 mm	111 in
Specified Height	h31	1715 mm	68 in
Reach at Specified Height	r4	790 mm	31 in
Dump angle at specified height	a17	75 °	75 °
Carry Position	d5	208 mm	8 in
Maximum Rollback Angle at Carry Position	a14	31.60 °	31.60 °
Digging Position	h32	23 mm	0.91 in
Angle of Departure with STD Counterweight		30.40 °	30.40 °
Ground clearance	m4	333 mm	13 in
Track gauge	b10	1313 mm	52 in
Track Shoe Width	b20	320 mm	13 in
Crawler base	y2	1392 mm	55 in
Overall width less bucket	b1	1636 mm	64 in
Bucket Width	e1	1674 mm	66 in
Clearance Radius - Front with Bucket	b18	2322 mm	91 in
Angle of Approach	a3	90 °	90 °
Grouser Height		25 mm	0.98 in
Track Type / Track Rollers / Roller Type		Rubber / 4 / Steel	Rubber / 4 / Steel
Performances			
Ground Speed - Single Speed		8.50 km/h	5 mph
Ground Speed - Two Speed		12.40 km/h	8 mph
Drawbar Pull/Traction Effort		4498 kg	9916 lb
Bucket Breakout - Tilt Cylinder		2429 kg	5355 lb
Bucket Breakout - Lift Cylinder		2275 kg	5016 lb
Engine			
Engine brand		Yanmar	Yanmar
Engine model		4TNV98C-NMSL	4TNV98C-NMSL
Motor Type		Axial Piston with Planetary Gear Box Reduction	Axial Piston with Planetary Gear Box Reduction
Gross Power / Power		51.70 kW @ 2500 rpm	51.70 kW @ 2500 rpm
Net Power / Power		51 kW / 2500 rpm	51 kW / 2500 rpm
Max. torque		242.70 Nm	179 ft/lbs
Battery voltage		12 V	12 V
Cold Cranking Amps at Temperature (CCA)		850 A	850 A
Alternator - Voltage / Ampere		14 V / 95 A	14 V / 95 A
Hydraulics			
Standard flow - Auxiliary hydraulics		70 l/min	18 US gpm
Tank capacities			
Oil Pan Capacity		10.40 l	3 US gal
Hydraulic tank capacity		41.60 l	11 US gal
Fuel tank		91 l	24 US gal
Liquid cooling tank volume		13.30 l	4 US gal
Displacement / Number of cylinders		3.30 l / 4	0.87 US gal / 4
Miscellaneous			
Ground Pressure		0.43 bar	6 PSI

1750RT NXT3 - Dimensional drawing



Equipment

Lifting function	
All-Tach® Attachment Mounting System	Standard
Auxiliary Hydraulics	Standard
Electronic Attachment Control - 14-Pin Connector	Optional
High-Flow Auxiliary Hydraulics	Optional
IdealTrax® automatic track tensioning system	Standard
Power-A-Tach® Attachment Mounting System	Optional
Motorization/Power	
Combination Radiator & Hydraulic Oil Cooler	Standard
Dual-Element Air Cleaner with Indicator	Standard
Elevated Planetary Final Drives	Standard
Engine Auto-Shutdown System	Standard
Glowplugs Starts Assist	Standard
Horsepower Management System	Standard
Two-Speed Hydrostatic Drive System	Standard
Operator station	
Air suspension seat	Optional
Drive Sensitivity Adjustment	Standard
Electro-Hydraulic Joystick Controls	Standard
Foot Throttle	Standard
Full-Suspension Seat	Standard
IdealAccess™ Fold-Up Door	Optional
Multi-Function Display Screen	Standard
Pressurized Cab Enclosure with A/C	Optional
Rearview Camera	Standard
ROPS/FOPS Level II Overhead Guard	Standard
Selectable Control Pattern Configuration (ISO / Dual-Hand)	Optional
Sliding Side Windows	Standard
Swing-out Cab Door	Standard
Variable Speed Control, Selectable On & Off	Optional
Other options	
Selectable Self-Leveling Hydraulic Lift Action 4	Optional
Pneumatics	
Rubber Track Undercarriage System	Standard
Single Flange Front/Dual Flange Rear Idlers	Standard
Secondary functions	
Counterweight	Standard
Dedicated Undercarriage	Standard
Security	
Anti-Vandalism Lock Provisions	Standard
Back-Up Alarm	Standard
Easy Manager	Standard
Engine Alert System with Error Display	Standard
Mechanical Lift Cylinder Lock	Standard
Straight Tracking	Standard
Tilt-out Foot Pod	Standard



**Head Office**

B.P. 249 - 430 rue de l'Aubinière

44150 Ancenis Cedex - France

Tel: +33 (0)2 40 09 10 11 - Fax: +33 (0)2 40 09 10 97

[www.manitou.com](http://www.manitou.com)



This publication provides a description of the configuration versions and options for Manitou products, which may differ for equipment. The equipment presented in this brochure may be part of a series, as an option, or it may not be available, depending on the versions. Manitou reserves the right, at any time and without notice, to amend the specifications described and represented. The specifications provided do not bind the manufacturer. For more details, please contact your Manitou agent. This is not a contractually binding document. The presentation of the products is not contractually binding. List of specifications non-exhaustive. The logos as well as the visual identity of the company are owned by Manitou and cannot be used without authorisation. All rights reserved. The photos and diagrams contained in this brochure are only provided for consultation and information purposes.

MANITOU BF SA - Limited company with board of directors - Share capital: 39,668,399 euros - 857 802 508 RCS Nantes