

Technical sheet :

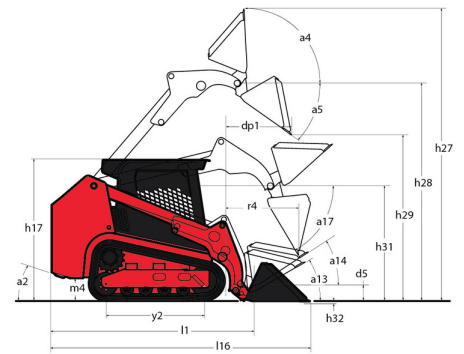
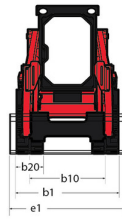
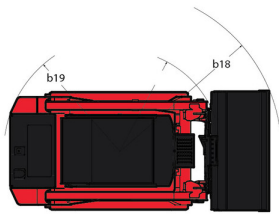
2100RT NXT3



 **MANITOU**
HANDLING YOUR WORLD

Capacities		Metric	Imperial
Max. capacity	Q	2722 kg	6001 lb
Operating Weight		4445 kg	9800 lb
Unladen weight		4445 kg	9800 lb
Operating Capacity at 35% Tipping Load		953 kg	2101 lb
Operating Capacity At 50% Tipping Load		1361 kg	3000 lb
Tipping capacity		2722 kg	6001 lb
Weight and dimensions			
Overall Operating Height - Fully Raised	h27	4267 mm	168 in
Height to Hinge Pin - Fully Raised	h28	3251 mm	128 in
Dump reach - Full height	r6	876 mm	34 in
Dump angle at full height	a5	39 °	39 °
Dump Height - Fully Raised	h29	2489 mm	98 in
Maximum Rollback Angle - Fully Raised	a4	102.50 °	102.50 °
Overall Height to top of ROPS	h17	2111 mm	83 in
Overall length with bucket	l16	3762 mm	148 in
Overall Length without Bucket	l1	2959 mm	116 in
Specified Height	h31	1720 mm	68 in
Reach at Specified Height	r4	795 mm	31 in
Dump angle at specified height	a17	75 °	75 °
Carry Position	d5	208 mm	8 in
Maximum Rollback Angle at Carry Position	a14	31.60 °	31.60 °
Digging Position	h32	16 mm	0.63 in
Angle of Departure with STD Counterweight		29.20 °	29.20 °
Ground clearance	m4	335 mm	13 in
Track gauge	b10	1313 mm	52 in
Track Shoe Width	b20	450 mm	18 in
Crawler base	y2	1483 mm	58 in
Overall width less bucket	b1	1765 mm	69 in
Bucket Width	e1	1877 mm	74 in
Clearance Radius - Front with Bucket	b18	2403 mm	95 in
Angle of Approach	a3	90 °	90 °
Grouser Height		25 mm	0.98 in
Track Type / Track Rollers / Roller Type		Rubber / 5 / Steel	Rubber / 5 / Steel
Performances			
Ground Speed - Single Speed		9.80 km/h	6 mph
Ground Speed - Two Speed		14.30 km/h	9 mph
Drawbar Pull/Traction Effort		5211 kg	11488 lb
Bucket Breakout - Tilt Cylinder		3008 kg	6632 lb
Bucket Breakout - Lift Cylinder		2940 kg	6482 lb
Engine			
Engine brand		Yanmar	Yanmar
Engine model		TNV98CT-NMSL	TNV98CT-NMSL
Motor Type		Axial Piston with Planetary Hear Box Reduction	Axial Piston with Planetary Hear Box Reduction
Gross Power / Power		53.70 kW @ 2500 rpm	53.70 kW @ 2500 rpm
Net Power / Power		52.70 kW / 2500 rpm	52.70 kW / 2500 rpm
Max. torque		294 Nm	217 ft/lbs
Battery voltage		12 V	12 V
Cold Cranking Amps at Temperature (CCA)		850 A	850 A
Alternator - Voltage / Ampere		14 V / 95 A	14 V / 95 A
Hydraulics			
Standard flow - Auxiliary hydraulics		82.50 l/min	22 US gpm
Tank capacities			
Oil Pan Capacity		10.40 l	3 US gal
Hydraulic tank capacity		52.20 l	14 US gal
Fuel tank		91 l	24 US gal
Liquid cooling tank volume		14.40 l	4 US gal
Displacement / Number of cylinders		3.30 l / 4	0.87 US gal / 4
Miscellaneous			
Ground Pressure		0.32 bar	5 PSI

2100RT NXT3 - Dimensional drawing



Equipment

Lifting function	
All-Tach® Attachment Mounting System	Standard
Auxiliary Hydraulics	Standard
Electronic Attachment Control - 14-Pin Connector	Optional
High-Flow Auxiliary Hydraulics	Optional
IdealTrax® automatic track tensioning system	Standard
Power-A-Tach® Attachment Mounting System	Optional
Motorization/Power	
Combination Radiator & Hydraulic Oil Cooler	Standard
Dual-Element Air Cleaner with Indicator	Standard
Elevated Planetary Final Drives	Standard
Engine Auto-Shutdown System	Standard
Glowplugs Starts Assist	Standard
Horsepower Management System	Standard
Two-Speed Hydrostatic Drive System	Standard
Operator station	
Air suspension seat	Optional
Drive Sensitivity Adjustment	Standard
Electro-Hydraulic Joystick Controls	Standard
Foot Throttle	Standard
Full-Suspension Seat	Standard
IdealAccess™ Fold-Up Door	Optional
Multi-Function Display Screen	Standard
Pressurized Cab Enclosure with A/C	Optional
Rearview Camera	Standard
ROPS/FOPS Level II Overhead Guard	Standard
Selectable Control Pattern Configuration (ISO / Dual-Hand)	Optional
Sliding Side Windows	Standard
Swing-out Cab Door	Standard
Variable Speed Control, Selectable On & Off	Optional
Other options	
Selectable Self-Leveling Hydraulic Lift Action 4	Optional
Pneumatics	
Rubber Track Undercarriage System	Standard
Single Flange Front/Dual Flange Rear Idlers	Standard
Secondary functions	
Counterweight	Standard
Dedicated Undercarriage	Standard
Security	
Anti-Vandalism Lock Provisions	Standard
Back-Up Alarm	Standard
Easy Manager	Standard
Engine Alert System with Error Display	Standard
Mechanical Lift Cylinder Lock	Standard
Straight Tracking	Standard
Tilt-out Foot Pod	Standard



Head Office

B.P. 249 - 430 rue de l'Aubinière

44150 Ancenis Cedex - France

Tel: +33 (0)2 40 09 10 11 - Fax: +33 (0)2 40 09 10 97

www.manitou.com



This publication provides a description of the configuration versions and options for Manitou products, which may differ for equipment. The equipment presented in this brochure may be part of a series, as an option, or it may not be available, depending on the versions. Manitou reserves the right, at any time and without notice, to amend the specifications described and represented. The specifications provided do not bind the manufacturer. For more details, please contact your Manitou agent. This is not a contractually binding document. The presentation of the products is not contractually binding. List of specifications non-exhaustive. The logos as well as the visual identity of the company are owned by Manitou and cannot be used without authorisation. All rights reserved. The photos and diagrams contained in this brochure are only provided for consultation and information purposes.

MANITOU BF SA - Limited company with board of directors - Share capital: 39,668,399 euros - 857 802 508 RCS Nantes