

Technical sheet :

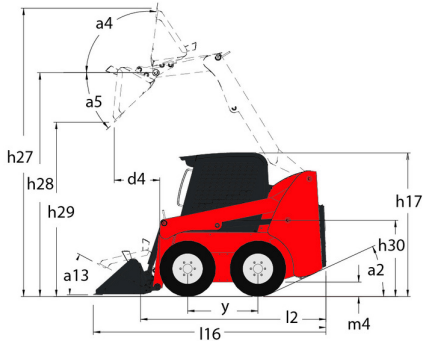
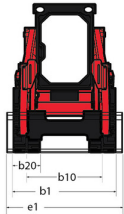
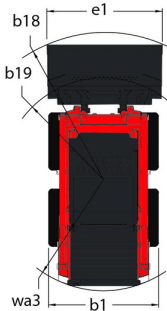
1340R



 **MANITOU**
HANDLING YOUR WORLD

Capacities		Metric	Imperial
Rated Operating Capacity		612 kg	1349 lb
Unladen weight		2200 kg	4850 lb
Tipping capacity		1224 kg	2698 lb
Weight and dimensions			
Overall Operating Height - Fully Raised	h27	3584 mm	141 in
Height to Hinge Pin – Fully Raised	h28	2794 mm	110 in
Overall Height to top of ROPS	h17	1826 mm	72 in
Dump angle at full height	a5	42 °	42 °
Dump height	h29	2197 mm	86 in
Overall length with bucket	l16	2952 mm	116 in
Dump reach - Full height	r6	528 mm	21 in
Rollback at ground	a13	29 °	29 °
Rollback Angle at Full Height	a4	99 °	99 °
Seat to ground height	h30	853 mm	34 in
Wheelbase	y	923 mm	36 in
Overall width less bucket	b1	1346 mm	53 in
Bucket Width	e1	1562 mm	61 in
Ground clearance	m4	211 mm	8 in
Overall length - Less Bucket	l2	2314 mm	91 in
Departure angle	a2	29 °	29 °
Clearance Radius - Front with Bucket	b18	1758 mm	69 in
Clearance Circle - Front without Bucket	b19	1102 mm	43 in
Clearance Circle - Rear	wa1	1484 mm	58 in
Performances			
Travel speed (unladen)		10.70 km/h	7 mph
Wheels			
Transmission type		Hydrostatic	Hydrostatic
Standard tires		10X 16.5 - 10 PR Heavy Duty	10X 16.5 - 10 PR Heavy Duty
Number of drive wheels		4	4
Engine			
Engine brand		Yanmar	Yanmar
Engine model		4TNV88	4TNV88
Engine norm		BS-III	BS-III
Gross Power		49 Hp	49 Hp
Max. torque / Engine rotation		142 Nm / 1600 rpm	105 ft/lbs / 1600 rpm
Power source		Diesel	Diesel
Number of cylinders		4	4
Engine cooling system		Water cooled	Water cooled
Battery voltage		12 V	12 V
Alternator - Ampere		55 A	55 A
Starter		3 kW	3 kW
Hydraulics			
Auxiliary Hydraulic Pressure		190 bar	2756 PSI
High-Flow Auxiliary Hydraulics – Option		63.40 l/min	17 US gpm
Tank capacities			
Fuel tank		47 l	12 US gal
Reservoir Capacity Hydraulics		30.30 l	8 US gal
Displacement		2.20 l	0.58 US gal
Coolant system capacity		7.60 l	2 US gal
LH Chain case		8.25 l	2 US gal
RH Chain case		8.25 l	2 US gal

1340R - Dimensional drawing



Equipment

Lifting function	
All-Tach® Attachment Mounting System	Standard
Auxiliary Hydraulics	Standard
Lighting	
Work Lights - Front and Rear	Standard
Motorization/Power	
Engine Block Heater	Standard
Operator station	
Cabin Rops and fops level I	Standard
Hand/Foot Controls	Optional
Hom	Optional
Sound Reduction Material	Standard
Suspension Seat - Mechanical	Standard
T-Bar control	Standard
Other options	
Selectable Self-Leveling Hydraulic Lift Action 4	Optional
Pneumatics	
Camso Tyres Option	Optional
Secondary functions	
Full Instrumentation	Standard
Security	
Anti-Vandalism Protection	Standard
Back-Up Alarm	Optional
Hydraloc™ Safety System	Standard
Operator Restraint Bar	Standard



Head Office

B.P. 249 - 430 rue de l'Aubinière

44150 Ancenis Cedex - France

Tel: +33 (0)2 40 09 10 11 - Fax: +33 (0)2 40 09 10 97

www.manitou.com



This publication provides a description of the configuration versions and options for Manitou products, which may differ for equipment. The equipment presented in this brochure may be part of a series, as an option, or it may not be available, depending on the versions. Manitou reserves the right, at any time and without notice, to amend the specifications described and represented. The specifications provided do not bind the manufacturer. For more details, please contact your Manitou agent. This is not a contractually binding document. The presentation of the products is not contractually binding. List of specifications non-exhaustive. The logos as well as the visual identity of the company are owned by Manitou and cannot be used without authorisation. All rights reserved. The photos and diagrams contained in this brochure are only provided for consultation and information purposes.

MANITOU BF SA - Limited company with board of directors - Share capital: 39,668,399 euros - 857 802 508 RCS Nantes