

Technical sheet :

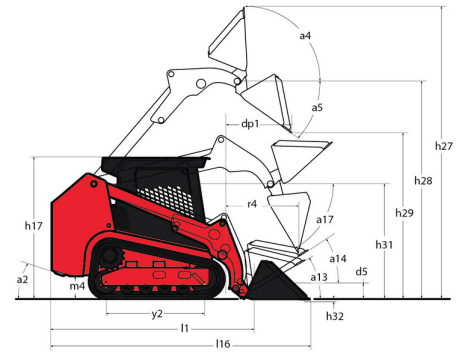
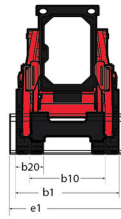
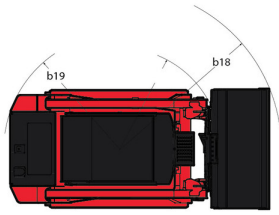
2150RT



 **MANITOU**
HANDLING YOUR WORLD

Capacities		Metric	Imperial
Max. capacity	Q	2787 kg	6144 lb
Operating Weight		4491 kg	9901 lb
Unladen weight		4491 kg	9901 lb
Operating Capacity at 35% Tipping Load		975 kg	2150 lb
Operating Capacity At 50% Tipping Load		1393 kg	3071 lb
Tipping capacity		2787 kg	6144 lb
Weight and dimensions			
Overall Operating Height - Fully Raised	h27	4267 mm	168 in
Height to Hinge Pin - Fully Raised	h28	3251 mm	128 in
Dump reach - Full height	r6	876 mm	34 in
Dump angle at full height	a5	39 °	39 °
Dump Height - Fully Raised	h29	2489 mm	98 in
Maximum Rollback Angle - Fully Raised	a4	102.50 °	102.50 °
Overall Height to top of ROPS	h17	2111 mm	83 in
Overall length with bucket	l16	3769 mm	148 in
Departure angle	a2	29.20 °	29.20 °
Overall Length without Bucket	l1	2959 mm	116 in
Specified Height	h31	1720 mm	68 in
Reach at Specified Height	r4	795 mm	31 in
Dump angle at specified height	a17	75 °	75 °
Carry Position	d5	208 mm	8 in
Maximum Rollback Angle at Carry Position	a14	31.60 °	31.60 °
Digging Position	h32	16 mm	0.63 in
Angle of Departure with STD Counterweight		29.20 °	29.20 °
Ground clearance	m4	320 mm	13 in
Track gauge	b10	1313 mm	52 in
Track Shoe Width	b20	450 mm	18 in
Crawler base	y2	1483 mm	58 in
Overall width less bucket	b1	1765 mm	69 in
Bucket Width	e1	1877 mm	74 in
Clearance Radius - Front with Bucket	b18	2403 mm	95 in
Angle of Approach	a3	90 °	90 °
Grouser Height		25 mm	0.98 in
Track Type / Track Rollers / Roller Type		Rubber / 5 / Steel	Rubber / 5 / Steel
Performances			
Ground Speed - Single Speed		9.50 km/h	6 mph
Ground Speed - Two Speed		14.20 km/h	9 mph
Drawbar Pull/Tractive Effort		5503 kg	12132 lb
Bucket Breakout - Tilt Cylinder		3008 kg	6632 lb
Bucket Breakout - Lift Cylinder		2940 kg	6482 lb
Engine			
Engine brand		Yanmar	Yanmar
Engine model		TNV98C7NMSL	TNV98C7NMSL
Motor Type		Axial Piston with Planetary Gear Box Reduction	Axial Piston with Planetary Gear Box Reduction
Gross Power / Power		53.70 kW @ 2500 rpm	53.70 kW @ 2500 rpm
Net Power / Power		52.70 kW / 2500 rpm	52.70 kW / 2500 rpm
Max. torque		294 Nm	217 ft/lbs
I.C. Engine power rating		72 Hp	72 Hp
Battery voltage		12 V	12 V
Cold Cranking Amps at Temperature (CCA)		850 A	850 A
Alternator - Voltage / Ampere		14 V / 100 A	14 V / 100 A
Hydraulics			
Standard flow - Auxiliary hydraulics		82.51 l/min	22 US gpm
Tank capacities			
Oil Pan Capacity		10.40 l	3 US gal
Hydraulic tank capacity		52.20 l	14 US gal
Fuel tank		91 l	24 US gal
Liquid cooling tank volume		14.40 l	4 US gal
Displacement / Number of cylinders		3.30 l / 4	0.87 US gal / 4
Noise and vibration			
Noise to environment (LwA)		103 dB	103 dB
Noise at driving position (LpA)		83 dB	83 dB
Miscellaneous			
Ground Pressure		0.33 bar	5 PSI

2150RT - Dimensional drawing



Equipment

Lifting function

All-Tach® Attachment Mounting System

Standard

Auxiliary Hydraulics

Standard

Electronic Attachment Control - 14-Pin Connector

Optional

High-Flow Auxiliary Hydraulics

Optional

IdealTrax® automatic track tensioning system

Standard

Power-A-Tach® Attachment Mounting System

Optional

Motorization/Power

Combination Radiator & Hydraulic Oil Cooler

Standard

Dual-Element Air Cleaner with Indicator

Standard

Engine Auto-Shutdown System

Standard

Glowplugs Starts Assist

Standard

Two-Speed Hydrostatic Drive System

Standard

Operator station

Air suspension seat

Optional

Foot Throttle

Standard

Full-Suspension Seat

Standard

IdealAccess™ Fold-Up Door

Optional

Multi-Function Display Screen

Standard

Pressurized Cab Enclosure with A/C

Optional

Rearview Camera

Standard

ROPS/FOPS Level II Overhead Guard

Standard

Sliding Side Windows

Standard

Swing-out Cab Door

Standard

Other options

Selectable Self-Leveling Hydraulic Lift Action 4

Optional

Pneumatics

Rubber Track Undercarriage System

Standard

Single Flange Front/Dual Flange Rear Idlers

Standard

Secondary functions

Counterweight

Standard

Dedicated Undercarriage

Standard

Security

Anti-Vandalism Lock Provisions

Standard

Back-Up Alarm

Standard

Easy Manager

Standard

Engine Alert System with Error Display

Standard

Mechanical Lift Cylinder Lock

Standard

Tilt-out Foot Pod

Standard

**Head Office**

B.P. 249 - 430 rue de l'Aubinière

44150 Ancenis Cedex - France

Tel: +33 (0)2 40 09 10 11 - Fax: +33 (0)2 40 09 10 97

www.manitou.com

This publication provides a description of the configuration versions and options for Manitou products, which may differ for equipment. The equipment presented in this brochure may be part of a series, as an option, or it may not be available, depending on the versions. Manitou reserves the right, at any time and without notice, to amend the specifications described and represented. The specifications provided do not bind the manufacturer. For more details, please contact your Manitou agent. This is not a contractually binding document. The presentation of the products is not contractually binding. List of specifications non-exhaustive. The logos as well as the visual identity of the company are owned by Manitou and cannot be used without authorisation. All rights reserved. The photos and diagrams contained in this brochure are only provided for consultation and information purposes.

MANITOU BF SA - Limited company with board of directors - Share capital: 39,668,399 euros - 857 802 508 RCS Nantes