

Technical sheet :

ATJ 60 RC

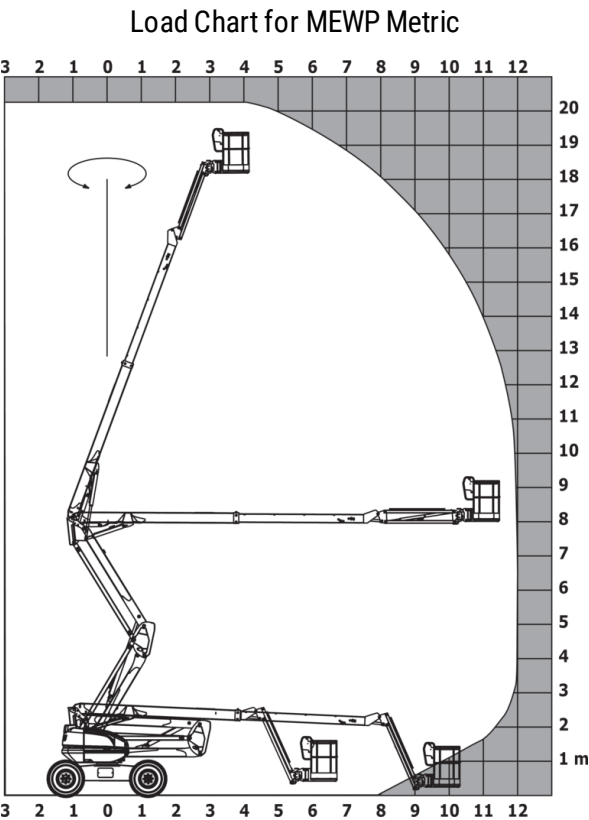


 **MANITOU**
HANDLING YOUR WORLD

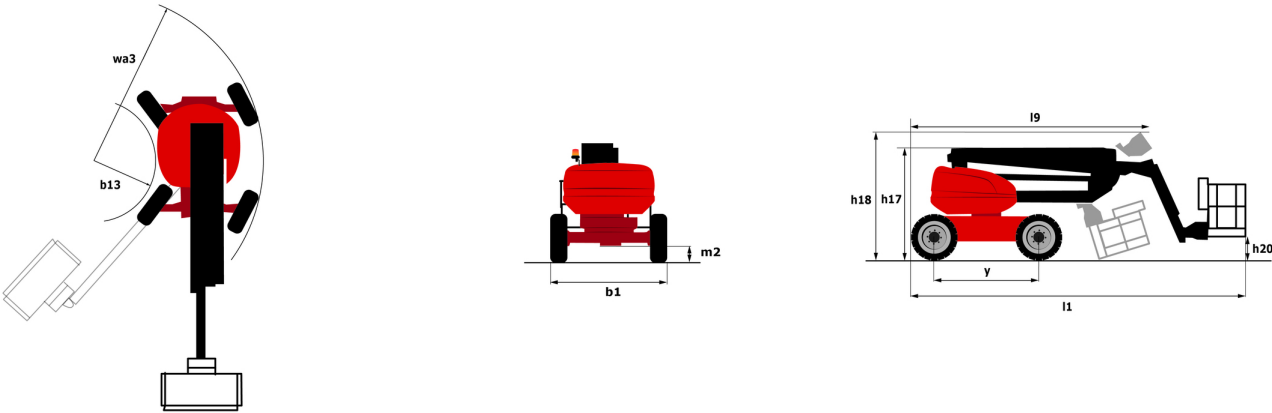
Capacities		Metric	Imperial
Working height	h21	20.36 m	66 ft 10 in
Floor height (access)	h20	0.50 m	1 ft 8 in
Platform height	h7	18.36 m	60 ft 3 in
Max. outreach		11.97 m	39 ft 3 in
Overhang		15.24 m	50 ft
Pendular arm rotation (bottom)		+66 °	+66 °
Platform capacity	Q	227 kg	500 lb
Turret rotation		360 °	360 °
Platform rotation (right / left)		90 ° / 90 °	90 ° / 90 °
Number of people (indoor / outdoor)		2 / 2	2 / 2
Weight and dimensions			
Platform weight*		10100 kg	22267 lb
Platform dimensions (length x width)	lp / ep	2.10 m x 0.80 m	6 ft 11 in x 2 ft 7 in
Overall length	l1	8.43 m	27 ft 8 in
Overall width	b1	2.40 m	7 ft 10 in
Overall height	h17	2.71 m	8 ft 11 in
Overall length (stowed)	l9	6.23 m	20 ft 5 in
Overall height (stowed) **	h18	2.83 m	9 ft 3 in
Counterweight offset (turret at 90°)	a7	0.11 m	4 in
Counterweight Oversize / Reach		0.11 m	4 in
Internal turning radius		1.26 m	4 ft 2 in
External turning radius	Wa3	3.90 m	12 ft 10 in
Ground clearance at centre of wheelbase	m2	0.44 m	1 ft 5 in
Wheelbase	y	2.40 m	7 ft 10 in
Performances			
Drive speed - stowed		4.70 km/h	3 mph
Drive speed - raised		1 km/h	0.62 mph
Gradeability		40 %	40 %
Wheels			
Tires type		Solid Tires Cured-On	Solid Tires Cured-On
Standard tires		40 x 14 in / 1025 x 365 mm	40 x 14 in / 1025 x 365 mm
Drive wheels (front / rear)		2 / 2	2 / 2
Steering wheels (front / rear)		2 / 2	2 / 2
Braking wheels (front / rear)		0 / 2	0 / 2
Engine/Battery			
Engine brand / model		Kubota - D1803-CR-TIE4B	Kubota - D1803-CR-TIE4B
I.C. Engine power rating / Power		42.90 Hp / 32.80 kW	42.90 Hp / 32.80 kW
Miscellaneous			
Ground Pressure		20.65 dan/cm2	300 PSI
Hydraulic Pressure		340 bar	4931 PSI
Hydraulic tank capacity		80 l	21 US gal
Fuel tank		78 l	21 US gal
Noise to environment (LWA)		< 102 dB	< 102 dB
Vibration on hands/arms		< 0.50 m/s²	< 0.50 m/s²
Standards compliance			
This machine is in compliance with:		ANSI A92.20-2018 CSA B354.6 ICES-002-Issue 6 Standard Canadian EMC	ANSI A92.20-2018 CSA B354.6 ICES-002-Issue 6 Standard Canadian EMC

*Varies according to options and standards of the country to which the machine is delivered
** According to "REDUCE cycle"

ATJ 60 RC - Load chart




ATJ 60 RC - Dimensional drawing



Equipment

Standard
4 simultaneous movements
4 wheel drive
4 wheel steer with crab mode
Audible alarm and illuminated indicator lamp (leveling, overload, lowering)
Backup electrical pump
Battery cut-off
CAN bus technology
Continuous turret rotation
Differential locking on rear axle
Easy Manager
Emergency stop button in platform and on frame
Engine on swivel chair
Lift and drive
Lockable fuel cap
Oscillating front axle

Optional
Biodegradable oil
Cold weather kit
Electric generator
Working light



Head Office

B.P. 249 - 430 rue de l'Aubinière

44150 Ancenis Cedex - France

Tel: +33 (0)2 40 09 10 11 - Fax: +33 (0)2 40 09 10 97

www.manitou.com



This publication provides a description of the configuration versions and options for Manitou products, which may differ for equipment. The equipment presented in this brochure may be part of a series, as an option, or it may not be available, depending on the versions. Manitou reserves the right, at any time and without notice, to amend the specifications described and represented. The specifications provided do not bind the manufacturer. For more details, please contact your Manitou agent. This is not a contractually binding document. The presentation of the products is not contractually binding. List of specifications non-exhaustive. The logos as well as the visual identity of the company are owned by Manitou and cannot be used without authorisation. All rights reserved. The photos and diagrams contained in this brochure are only provided for consultation and information purposes.

MANITOU BF SA - Limited company with board of directors - Share capital: 39,668,399 euros - 857 802 508 RCS Nantes