

Technical sheet :

# **AERIAL JIB 2**

---



## **Benefits**


---

- Maximum safety in people.
- Positive work area (+ 9.3 m).
- Negative work area (- 6.4 m).
- Forward reach work area (+ 6.81 m).

## **Technical characteristics**







---


- 344° total boom rotation of the attachment.
- Basket width: 1200 mm x depth 800 mm.
- Legally approved for 2 persons.
- Wide stand for maximum stability during positive/negative position switch.
- Telescopic boom (2300 mm).

Technical characteristics		Aerial Jib 2	PAJ2 1200 / 200
Distance to center of gravity (in)		4' 5"	4' 5"
Capacities			
Capacity including people (lbs)		440.92	440.92
Number of people		2	2
Weight and dimensions			
Overall height (in)	h17	9' 3"	9' 3"
Width (in)		3' 11"	3' 11"
Length (in)		14' 9"	14' 9"
Depth (in)	p5	2' 7"	2' 7"
Overall weight (lbs)		2645.55	2645.55
Working Parameters			
Machine Equipement			-
Rotation 1		344	344

Machines compatibility	Aerial Jib 2	PAJ2 1200 / 200
Reference number E-RECO	921293	52719269
MRT 1440 Easy T4 S2 400°	X	-
MRT 1640 Easy T4 S2 360°	X	-
MRT 1640 Easy T4 S2 400°	X	-
MRT 1645 115	-	X
MRT 1645 75	-	X
MRT 1840 Easy T4 S2 360°	X	-
MRT 1840 Easy T4 S2 400°	X	-
MRT 1845 115	-	X
MRT 1845 75	-	X
MRT 2145 115	-	X
MRT 2145 Easy T4 S2 360°	X	-
MRT 2145 Easy T4 S2 400°	X	-
MRT 2150 Privilege Plus	X	-
MRT 2545 115	-	X
MRT 2545 Easy T4 S2 360°	X	-
MRT 2545 Easy T4 S2 400°	X	-
MRT 3255 Privilege Plus	X	-
MRT-X 1440 Easy 400°	X	-
MRT-X 1640 Easy 360°	X	-
MRT-X 1640 Easy 400°	X	-
MRT-X 1645	-	X
MRT-X 1840 Easy 360°	X	-
MRT-X 1840 Easy 400°	X	-
MRT-X 1845	-	X
MRT-X 2145	-	X
MRT-X 2145 Easy 360°	X	-
MRT-X 2145 Easy 400°	X	-
MRT-X 2150 Privilege Plus	X	-
MRT-X 2545	-	X
MRT-X 2545 Easy 360°	X	-
MRT-X 2545 Easy 400°	X	-
MRT-X 3255 Privilege Plus	X	-
Reference number E-RECO 2	53027154	-
MRT 2470 Privilege Plus	X	X
MRT 3050 Privilege Plus	X	X
MRT-X 2470 Privilege Plus	X	X
MRT-X 3050 Privilege Plus	X	X

## TABLE SYMBOL

	No predisposition required		Hydraulic line		Return piping to hydraulic oil tank
	Electric predisposition		Platform predisposition		Tyre handler, cylinder handler predisposition



Siège Social

430 rue de l'Aubinière - 44150 Ancenis Cedex - France

Tel: +33(0)2 40 09 10 11 - Fax: +33 (0)2 40 09 10 97

[www.manitou.com](http://www.manitou.com)



This brochure describes versions and configuration options for Manitou products which may be fitted with different equipment. The equipment described in this brochure may be standard, optional or not available depending on version. Manitou reserves the right to change the specifications shown and described at any time and without prior warning. The manufacturer is not liable for the specifications given. For more information, contact your Manitou dealer. Non-contractual document. Product descriptions may differ from actual products. List of specifications is not comprehensive. The logos and visual identity of the company are the property of Manitou and may not be used without authorisation. All rights reserved. The photos and diagrams contained in this brochure are provided for information only.

MANITOU BF SA - Limited company with board of directors - Share capital: 39,668,399 euros - 857 802 508 RCS Nantes