

Technical sheet :

# CYLINDER HANDLER





## Customer benefits

- Efficient & safe cylinder handling solutions.
- Faster, safer maintenance leading to less production losses.
- Robust conception designed for mining sites conditions.
- Safety & Productivity: smooth and accurate cylinder catching and positioning.
- Permanent cylinder grip: no suspended load, no risk of sudden slippage or fall.
- As functional as a human wrist.







## Technical characteristics

- For cylinders with diameter from 0 mm to 630 mm.
- Maximum capacity up to 10500 kg.
- Cylinder holding with cables (CH 4) or clamps (CH 10).
- Hydraulic movements: body rotation, side shift.
- CH4: Body rotation 22.5°, side shift 150 mm, hydraulic telescopic extension, hydraulic side body tilt 15°/15°, head rotation 35°.
- CH10: body rotation 340°, head vertical tilt 90°.
- CH10: clamping pressure alarm & pressure gauge on each front & side.
- Clamp reduction pads for smaller cylinders.

[The 3D picture at the top of this page is the reference CH10 - 939239].

| Capacities                               |  | CH 4  |  | CH 10   |  |
|--|--|---|--|---|--|
| Capacity (lb)                            |  | 8818  |  | 23149   |  |
| Max. outreach (in)                       |  | 7' 3"   |  | 8' 2"   |  |
| Weight                                   |  |   |  |   |  |
| Overall weight (lb)                      |  | 4079  |  | 7496  |  |
| Weight and dimensions                    |  |   |  |   |  |
| Overall height (in)                      |  | h17<br>4' 6"  |  | 3' 11"  |  |
| Overall length (in)                      |  | l1<br>7' 5"   |  | 8' 3"   |  |
| Width (in)                               |  | 4' 10"  |  | 5' 10"  |  |
| Diameter minimum / Diameter maximum (in) |  | 10" / 1' 9"   |  | 9" / 2' 1"  |  |
| Working Parameters                       |  |   |  |   |  |
| Machine Equipment                        |  |  |  |  |  |
| Rotation 1 (°)                           |  | 22.50   |  | 340   |  |
| Rotation 2 (°)                           |  | 35  |  | 90  |  |
| Side shift (in)                          |  | 6"  |  | 1'  |  |

| Machines compatibility  | CH 4   | CH 10  |
|-------------------------|--------|--------|
| Reference number        | 906450 | -      |
| MHT-X 860 S2 <b>OLD</b> | X      | -      |
| Reference number E-RECO | 911968 | 939239 |
| MHT 790 ST5             | X      | -      |
| MHT 10135 ST5           | X      | X      |
| MHT 10160 ST5           | X      | X      |
| MHT 10200 ST5           | X      | X      |
| MHT 11250 ST5           | X      | X      |
| MHT 12330               | X      | X      |
| MHT-X 790 Mining        | X      | -      |
| MHT-X 790 ST3A          | X      | -      |
| MHT-X 10135 ST3A        | X      | X      |
| MHT-X 10160 ST3A        | X      | X      |
| MHT-X 10200 ST3A        | X      | X      |
| MHT-X 11250 Mining      | -      | X      |
| MHT-X 11250 ST3A        | X      | X      |
| MHT-X 12330             | X      | X      |
| MHT 790 <b>OLD</b>      | X      | -      |
| MHT 10130 <b>OLD</b>    | X      | X      |
| MHT 10180 <b>OLD</b>    | X      | X      |
| MHT 10230 <b>OLD</b>    | X      | X      |
| MHT-X 790 <b>OLD</b>    | X      | -      |

| TABLE SYMBOL  |                            |   |                         |   |   |
|---|----------------------------|---|-------------------------|---|---|
|  | No predisposition required |  | Hydraulic line          |  | Return piping to hydraulic oil tank           |
|  | Electric predisposition    |  | Platform predisposition |  | Tyre handler, cylinder handler predisposition |



**Head Office**

B.P. 249 - 430 rue de l'Aubinière

44150 Ancenis Cedex - France

Tel: +33 (0)2 40 09 10 11 - Fax: +33 (0)2 40 09 10 97

[www.manitou.com](http://www.manitou.com)



This publication provides a description of the configuration versions and options for Manitou products, which may differ for equipment. The equipment presented in this brochure may be part of a series, as an option, or it may not be available, depending on the versions. Manitou reserves the right, at any time and without notice, to amend the specifications described and represented. The specifications provided do not bind the manufacturer. For more details, please contact your Manitou agent. This is not a contractually binding document. The presentation of the products is not contractually binding. List of specifications non-exhaustive. The logos as well as the visual identity of the company are owned by Manitou and cannot be used without authorisation. All rights reserved. The photos and diagrams contained in this brochure are only provided for consultation and information purposes.

MANITOU BF SA - Limited company with board of directors - Share capital: 39,668,399 euros - 857 802 508 RCS Nantes