

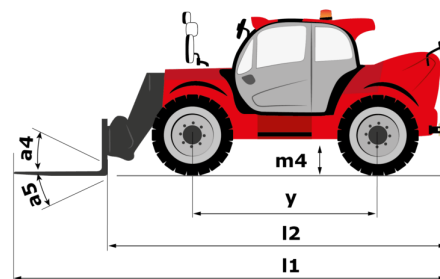
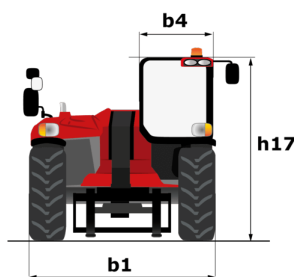
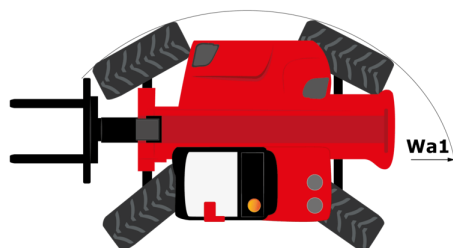
Technical sheet :

MHT-X 14350



Capacities		Imperial
Max. capacity		77162 lb
Load center of gravity	c	47 in
Max. lifting height		44 ft 7 in
Max. outreach		27 ft 11 in
Weight and dimensions		
Overall length	l1	35 ft 10 in
Unladen weight (with forks)		152119 lb
Ground clearance	m4	2 ft 3 in
Wheelbase	y	18 ft 8 in
Length to face of forks	l2	35 ft 10 in
Overall width	b1	11 ft 7 in
Overall height	h17	12 ft 6 in
Tilt-down angle	a5	107 °
Tilt-up angle	a4	15 °
External turning radius (over tyres)	Wa1	24 ft
Outer turning radius (with forks)	b15	33 ft
Forks length / width / section	l / e / s	94 in x 12 in / 5 in
Wheels		
Standard tires		24.00 R35
Number of front wheels / rear wheels		2 / 2
Steering wheels (front / rear)		2 / 2
Drive wheels (front / rear)		2 / 2
Steering mode		2 wheel steer, 4 wheel steer, Crab mode
Engine		
Engine brand		Mercedes
Engine norm		Stage IIIA
Engine model		OM 926 LA
Number of cylinders / Capacity of cylinders		6 - 439 in³
I.C. Engine power rating / Power		326 Hp / 240 kW
Max. torque / Engine rotation		1180 ft/lbs@1600 rpm
Engine cooling system		Water
Drawbar pull		33000 daN
Transmission		
Transmission type		Hydrostatic with Powershift
Number of gears (forward / reverse)		3 / 3
Max. travel speed		16 mph
Parking brake		Automatic Negative Hand-brake
Service brake		Hydraulic
Hydraulics		
Hydraulic pump type		Variable pump
Hydraulic flow - Pressure		106 US gpm - 5076 PSI
Tank capacities		
Engine oil		8 US gal
Hydraulic oil		201 US gal
Fuel tank		190 US gal
Noise and vibration		
Noise at driving position (LpA)		80 dB
Noise to environment (LWA)		107 dB
Vibration on hands/arms		< 0 m/s²
Miscellaneous		
Safety cab homologation		ROPS - FOPS level 2 cab
Controls		JSM
Attachment recognition system (E-Reco)		Standard

MHT-X 14350 - Dimensional drawing





Head Office

B.P. 249 - 430 rue de l'Aubinière

44150 Ancenis Cedex - France

Tel: +33 (0)2 40 09 10 11 - Fax: +33 (0)2 40 09 10 97

www.manitou.com



This publication provides a description of the configuration versions and options for Manitou products, which may differ for equipment. The equipment presented in this brochure may be part of a series, as an option, or it may not be available, depending on the versions. Manitou reserves the right, at any time and without notice, to amend the specifications described and represented. The specifications provided do not bind the manufacturer. For more details, please contact your Manitou agent. This is not a contractually binding document. The presentation of the products is not contractually binding. List of specifications non-exhaustive. The logos as well as the visual identity of the company are owned by Manitou and cannot be used without authorisation. All rights reserved. The photos and diagrams contained in this brochure are only provided for consultation and information purposes.

MANITOU BF SA - Limited company with board of directors - Share capital: 39,668,399 euros - 857 802 508 RCS Nantes