

Technical sheet :

HYDRAULIC FLOATING FORK POSITIONER




Benefits







- Must-have attachment for each & any construction site
- 1 model for the complete MT range-advantage for rental fleets
- Time saving: change fork spread from the cab
- Precise hydraulic fork movements for more accuracy
- Floating forks with leveling capacity for rough terrain applications
- Safety: fork travel lock


Technical characteristics

- Hydraulic circuit with pressure limiter
- Fork spread: 275mm/1010mm
- Standard load backrest
- Pin-type forks- moved through "sliders"
- Note: fork spread measured on the outer fork edges

Technical characteristics		CAF 1260 / 4500 P	
Distance to center of gravity (in)		9"	
Capacities			
Max. outreach (in)		1' 8"	
Capacity (lb)		9920.80	
Weight and dimensions			
Overall length (in)	i1	1' 1"	
Forks width X Forks length X Forks section (in)	e	4" X 3' 11" X 2"	
Overall height (in)	h17	3' 6"	
Width (in)		4' 1"	
Overall weight (lb)		504.86	
Working Parameters			
Machine Equipement			
Hydraulic system		Yes	
Fork spread minimum (in)	b5	1' 3"	
Fork spread maximum (in)	b5	3' 4"	
Other Data for Attachments			
Load Backrest		Standard	
Available fork dimensions*>			
Load Backrest		Standard	

Machines compatibility		CAF 1260 / 4500 P	
Reference number		52000273	
MT 625 HA		X	
MT 730 H		X	
MT 733 Easy		X	
MT 930 H		X	
MT 930 HA		X	
MT 933 Easy		X	
MT 1033 easy		X	
MT 1135 easy ST5		X	
MT 1135 H easy ST5		X	
MT 1135 HA Easy ST5		X	
MT 1335		X	
MT 1335 easy ST5		X	
MT 1335 H easy ST5		X	
MT 1335 HA easy ST5		X	
MT 1440 A		X	
MT 1440 HA		X	
MT 1840 A		X	
MT 1840 easy ST5		X	
MT 1840 HA		X	
MT-X 625 H		X	
MT-X 733		X	
MT-X 1033		X	
MT-X 1440		X	
MT-X 1440 A		X	
MT-X 1840		X	
MT-X 1840 A		X	
MT 1135 OLD		X	
MT 1440 OLD		X	
MT 1840 OLD		X	

TABLE SYMBOL					
	No predisposition required		Hydraulic line		Return piping to hydraulic oil tank
	Electric predisposition		Platform predisposition		Tyre handler, cylinder handler predisposition



Head Office

B.P. 249 - 430 rue de l'Aubinière

44150 Ancenis Cedex - France

Tel: +33 (0)2 40 09 10 11 - Fax: +33 (0)2 40 09 10 97

www.manitou.com



This publication provides a description of the configuration versions and options for Manitou products, which may differ for equipment. The equipment presented in this brochure may be part of a series, as an option, or it may not be available, depending on the versions. Manitou reserves the right, at any time and without notice, to amend the specifications described and represented. The specifications provided do not bind the manufacturer. For more details, please contact your Manitou agent. This is not a contractually binding document. The presentation of the products is not contractually binding. List of specifications non-exhaustive. The logos as well as the visual identity of the company are owned by Manitou and cannot be used without authorisation. All rights reserved. The photos and diagrams contained in this brochure are only provided for consultation and information purposes.

MANITOU BF SA - Limited company with board of directors - Share capital: 39 547 824 euros - 857 802 508 RCS Nantes