

Technical sheet :

MLA 4-50 H



 **MANITOU**
HANDLING YOUR WORLD

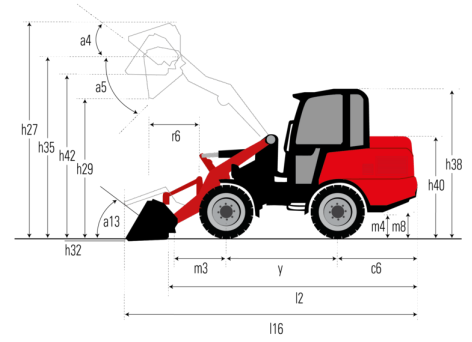
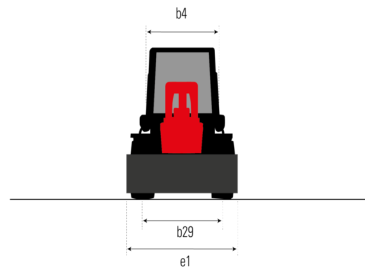
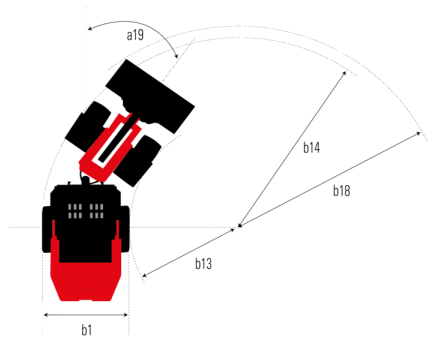
Capacities		Imperial
Static tipping load with bucket (straight)		4054 lb
Static tipping load with bucket (full turn)		2657 lb
Static tipping load with forks (straight)		3263 lb
Static tipping load with forks (full turn)		2141 lb
Max. height of bucket pivot point	h35	112 in
Max. lifting height (below forks)	h3	9 ft 1 in
Breakout force with bucket		2412 daN
Weight and dimensions		
Unladen weight (with forks) with 2-post canopy		6041 lb
Unladen weight (with forks) with 4-post canopy		6151 lb
Overall length to carriage (with hitch)	l11	11 ft 8 in
Wheelbase	y	5 ft 4 in
Overall width of 2 posts canopy	b21	3 ft 4 in
Overall width of 4 posts canopy	b22	3 ft 4 in
Overall height with 4 posts canopy	h38	89 in
Dump reach - Full height	r6	19 in
Overall Operating Height - Fully Raised	h27	143 in
Tilt-up angle	a4	45 °
Tilt-down angle	a5	53 °
Articulation angle	a19	45 °
Overall width less bucket	b1	44 in
Overall length - Less Bucket	l2	141 in
Dump angle - Fully raised	a5	42 °
Dump Height - Fully Raised	h29	84 in
Maximum Rollback Angle - Fully Raised	a4	48 °
Digging Position	h32	-3 in
Ground clearance	m4	10 in
Ground Plane to Bucket Edge Height	h42	105 in
Height to Hinge Pin - Fully Raised	h28	114 in
Engine		
Engine brand		Yanmar
Engine model		4TNV88
Engine norm		Stage IIIA
Number of cylinders / Capacity of cylinders		4 - 134 in³
I.C. Engine power rating / Power		47 Hp / 35 kW
Max. torque / Engine rotation		1239 ft/lbs / 137 rpm
Engine cooling system		2 radiators water + hydraulic oil
Transmission		
Transmission type		Hydrostatic
Number of gears (forward / reverse)		2 / 2
Max. travel speed (may vary according to applicable regulations)		12 mph
Differential lock		Front and rear locking of the machine
Parking brake		Manual
Hydraulics		
Hydraulic pump type		Gear pump
Hydraulic flow - Pressure		15 US gpm / 3002 PSI
Drive hydraulic system pressure		5947 PSI
Tank capacities		
Hydraulic oil		11 US gal
Fuel tank		13 US gal
Noise and vibration		
Vibration to whole hand/arm		< 2.50 m/s²
Miscellaneous		
Safety cab homologation		ROPS - FOPS level 1 cab

Options / Finishing

S : Standard / O : Optional / - : Not available

	Essential
Lifting function	
Attachment hydraulic line	S
Easy Connect System (ECS)	S
Hydraulic attachment locking	O
Operator station	
Adjustable and telescopic steering column	S
Air suspension seat	O
Canopy	S
Suspension Seat - Mechanical	S
Motorization/Power	
Continuous flow hydraulics	S
Hand throttle	S
Self cleaning air prefilter	S
Lighting	
Complete road lighting	O
Front and rear work lights on cab (x4)	S

MLA 4-50 H - Dimensional drawing





Head Office

B.P. 249 - 430 rue de l'Aubinière

44150 Ancenis Cedex - France

Tel: +33 (0)2 40 09 10 11 - Fax: +33 (0)2 40 09 10 97

www.manitou.com



This publication provides a description of the configuration versions and options for Manitou products, which may differ for equipment. The equipment presented in this brochure may be part of a series, as an option, or it may not be available, depending on the versions. Manitou reserves the right, at any time and without notice, to amend the specifications described and represented. The specifications provided do not bind the manufacturer. For more details, please contact your Manitou agent. This is not a contractually binding document. The presentation of the products is not contractually binding. List of specifications non-exhaustive. The logos as well as the visual identity of the company are owned by Manitou and cannot be used without authorisation. All rights reserved. The photos and diagrams contained in this brochure are only provided for consultation and information purposes.

MANITOU BF SA - Limited company with board of directors - Share capital: 39,668,399 euros - 857 802 508 RCS Nantes