

Technical sheet :

# MLA 6-65 H-Z

---



 **MANITOU**  
HANDLING YOUR WORLD

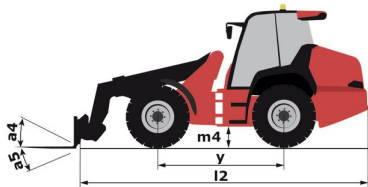
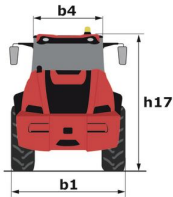
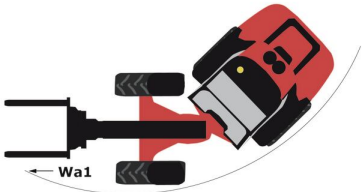
Capacities		Metric
Static tipping load with bucket (straight)		2907 kg
Static tipping load with bucket (full turn)		2230 kg
Static tipping load with forks (straight)		2259 kg
Static tipping load with forks (full turn)		1778 kg
Max. height of bucket pivot point	h35	3.32 m
Max. lifting height (below forks)	h3	3.13 m
Breakout force with bucket		5743 daN
Weight and dimensions		
Unladen weight (with forks) with 4-post canopy		4150 kg
Unladen weight (with forks)		4309 kg
Wheelbase	y	2.01 m
Overall width of 4 posts canopy	b22	1.28 m
Overall cab width	b4	1.28 m
Overall height with FOPS removed and ROPS folded	h36	1.98 m
Overall height with 4 posts canopy	h38	2.47 m
Overall height with cab	h17	2.47 m
Tilt-up angle	a4	45 °
Tilt-down angle	a5	45 °
Articulation angle	a19	45 °
Overall width less bucket	b1	1.65 m
Overall length - Less Bucket	l2	4.26 m
Ground clearance	m4	0.37 m
Engine		
Engine brand		Yanmar
Engine model		4TNV98CT_PGWL1
Engine norm		Stage IIIB
Number of cylinders / Capacity of cylinders		4 - 3300 cm³
I.C. Engine power rating / Power		65 Hp / 48.50 kW
Max. torque / Engine rotation		280 Nm / 1560 rpm
Engine cooling system		2 radiators water + hydraulic oil
Transmission		
Transmission type		Hydrostatic
Number of gears (forward / reverse)		2 / 2
Max. travel speed (may vary according to applicable regulations)		30 km/h
Travel speed (laden)		20 km/h
Differential lock		Front and rear locking of the machine
Parking brake		Manual
Hydraulics		
Hydraulic pump type		Gear pump
Hydraulic flow - Pressure		70 l/min / 200 bar
High-Flow Option (l/min)		100 l/min
Drive hydraulic system pressure		420 bar
Tank capacities		
Hydraulic oil		74 l
Fuel tank		95 l
Noise and vibration		
Vibration to whole hand/arm		< 2.50 m/s²
Miscellaneous		
Safety cab homologation		ROPS - FOPS level 1 cab

## Options / Finishing

S : Standard / O : Optional / - : Not available

	Essential	Classic	Premium
Lifting function			
Attachment hydraulic line	S	S	S
Boom suspension	O	O	S
Hydraulic attachment locking	S	-	S
Operator station			
Adjustable and telescopic steering column	S	S	S
Air suspension seat	-	O	S
Canopy	S	-	-
Closed cab with heating	-	S	S
Floor mat	S	S	S
Tuner car radio (50 W)	-	S	S
Motorization/Power			
Continuous flow hydraulics	S	S	S
Hand throttle	S	S	S
Self cleaning air prefilter	S	S	S
Speed control	O	O	S
Third speed	O	O	S
Lighting			
Complete road lighting	O	S	S
Flat Led Rotating Beacon	O	O	O
Front and rear LED work lights on cab (x4 : 2 front + 2 rear)	O	O	S
Front and rear work lights on cab (x4)	S	S	-

## MLA 6-65 H-Z - Dimensional drawing





**Head Office**

B.P. 249 - 430 rue de l'Aubinière

44150 Ancenis Cedex - France

Tel: +33 (0)2 40 09 10 11 - Fax: +33 (0)2 40 09 10 97

[www.manitou.com](http://www.manitou.com)



This publication provides a description of the configuration versions and options for Manitou products, which may differ for equipment. The equipment presented in this brochure may be part of a series, as an option, or it may not be available, depending on the versions. Manitou reserves the right, at any time and without notice, to amend the specifications described and represented. The specifications provided do not bind the manufacturer. For more details, please contact your Manitou agent. This is not a contractually binding document. The presentation of the products is not contractually binding. List of specifications non-exhaustive. The logos as well as the visual identity of the company are owned by Manitou and cannot be used without authorisation. All rights reserved. The photos and diagrams contained in this brochure are only provided for consultation and information purposes.

MANITOU BF SA - Limited company with board of directors - Share capital: 39,668,399 euros - 857 802 508 RCS Nantes