

Technical sheet :

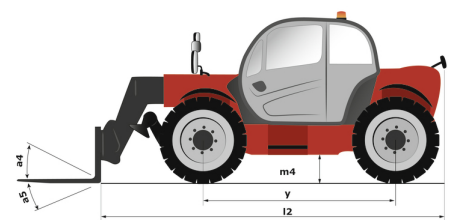
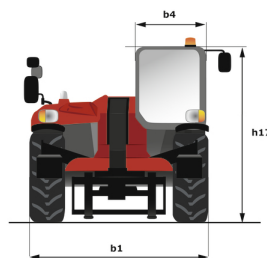
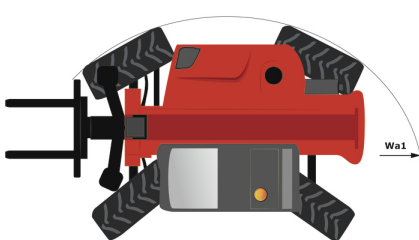
MT 1135 EASY ST5



 **MANITOU**
HANDLING YOUR WORLD

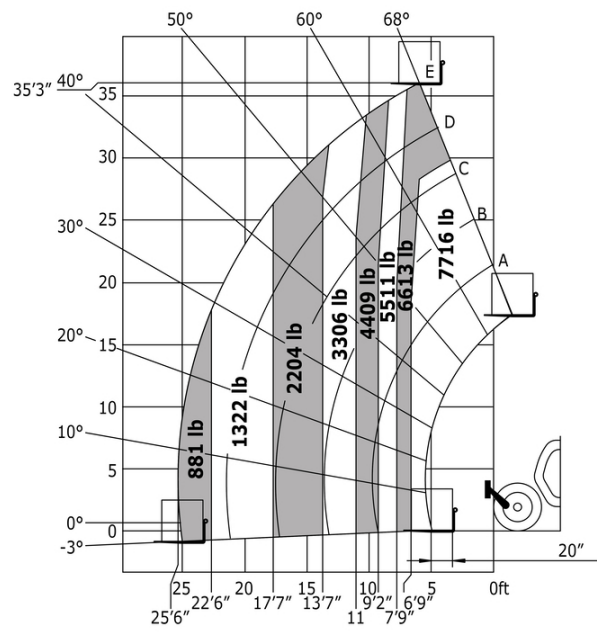
Capacities		Imperial
Max. capacity		7716 lb
Max. lifting height		36 ft 3 in
Max. outreach		25 ft 5 in
Breakout force with bucket		6400 daN
Weight and dimensions		
Overall length to carriage	l11	17 ft 7 in
Length to face of forks	l2	17 ft 7 in
Overall width	b1	7 ft 6 in
Overall height	h17	7 ft 11 in
Wheelbase	y	9 ft 5 in
Ground clearance	m4	1 ft 5 in
Overall cab width	b4	2 ft 11 in
Tilt-up angle	a4	12 °
Tilt-down angle	a5	110 °
External turning radius (over tyres)	Wa1	12 ft
Unladen weight (with forks)		19555 lb
Overall weight		19555 lb
Tires type		Pneumatic
Standard tires		Alliance 400/80 - 24 - 162A8
Forks length / width / section	l / e / s	47 in x 5 in / 2 in
Performances		
Lifting		8.50 s
Lowering		7 s
Extension		13 s
Retraction		9 s
Crowd		5 s
Dump		3.80 s
Engine		
Engine brand		Deutz
Engine norm		Stage V / Tier 4 final
Engine model		TD 3.6 L
Number of cylinders / Capacity of cylinders		4 - 221 in³
I.C. Engine power rating - Power		75 Hp / 55.40 kW
Max. torque / Engine rotation		243 ft/lbs @ 1600 rpm
Drawbar pull (Laden)		8000 daN
Transmission		
Transmission type		Torque converter
Number of gears (forward / reverse)		4 / 4
Max. travel speed		15 mph
Parking brake		Automatic negative parking brake
Service brake		Oil-Immersed multi-discs braking on front axles
Hydraulics		
Hydraulic pump type		Gear pump
Hydraulic flow / Pressure		33 US gpm-3916 PSI
Tank capacities		
Engine oil		3 US gal
Hydraulic oil		37 US gal
Fuel tank		32 US gal
Noise and vibration		
Noise at driving position (LpA)		78 dB
Noise to environment (LWA)		103 dB
Vibration on hands/arms		< 2.50 m/s²
Miscellaneous		
Steering wheels (front / rear)		2 / 2
Drive wheels (front / rear)		2 / 2
Safety / Safety cab homologation		Standard EN 15000 / ROPS - FOPS level 2 cab
Controls		JSM

MT 1135 easy ST5 - Dimensional drawing

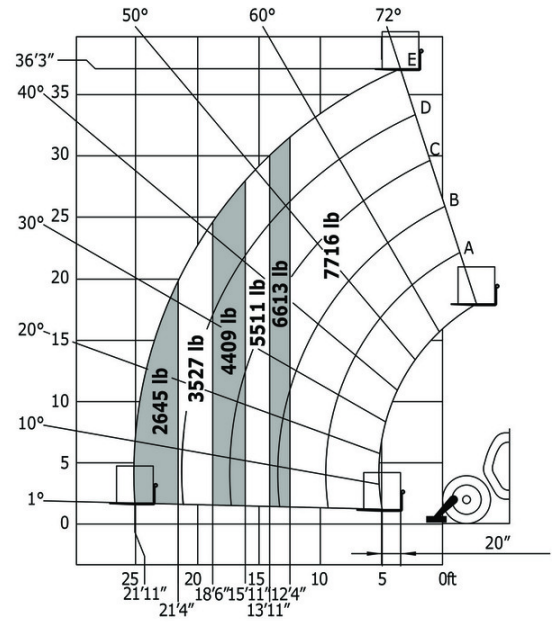


MT 1135 easy ST5 - Load chart

Machine on tyres with forks Imperial



Machine on lowered stabilisers with forks Imperial





Head Office

B.P. 249 - 430 rue de l'Aubinière

44150 Ancenis Cedex - France

Tel: +33 (0)2 40 09 10 11 - Fax: +33 (0)2 40 09 10 97

www.manitou.com



This publication provides a description of the configuration versions and options for Manitou products, which may differ for equipment. The equipment presented in this brochure may be part of a series, as an option, or it may not be available, depending on the versions. Manitou reserves the right, at any time and without notice, to amend the specifications described and represented. The specifications provided do not bind the manufacturer. For more details, please contact your Manitou agent. This is not a contractually binding document. The presentation of the products is not contractually binding. List of specifications non-exhaustive. The logos as well as the visual identity of the company are owned by Manitou and cannot be used without authorisation. All rights reserved. The photos and diagrams contained in this brochure are only provided for consultation and information purposes.

MANITOU BF SA - Limited company with board of directors - Share capital: 39,668,399 euros - 857 802 508 RCS Nantes