

Technical sheet :

HEAVY DUTY FRAME MOUNTED HOOK



Benefits






- Efficient and heavy duty suspended load solution.
- Directly hitched on carriage for secured application.
- Very compact attachment that preserves machine stability.


Technical characteristics

- Suspended load capacity up to 12000 kg.
- Safety: Homologated swivel self locking hook.

Technical characteristics		JH 16000	JH 20000	PC 9 T	PC 13 T	PC 18 T	PC 25 T
Distance to center of gravity (in)		1' 3"	1' 4"	7"	1' 3"	1' 4"	1' 4"
Capacities							
Max. outreach (in)		2' 4"	2' 4"	10"	2' 4"	2' 4"	2' 4"
Capacity (lb)		35273.96	44092.45	19841.60	28660.09	39683.21	48501.70
Weight and dimensions							
Overall length (in)	i1	3' 1"	3' 1"	1' 5"	3' 1"	3' 1"	3' 3"
Overall height (in)	h17	3' 6"	4'	3' 2"	3' 6"	4'	4' 2"
Width (in)		2' 9"	2' 9"	2' 8"	2' 7"	2' 9"	2' 9"
Overall weight (lb)		749.57	738.55	284.40	672.41	749.57	1014.13
Working Parameters							
Machine Equipment		×	×	×	×	×	×

Machines compatibility	JH 16000	JH 20000	PC 9 T	PC 13 T	PC 18 T	PC 25 T
Reference number E-RECO	52702450	52702460	939970	53008009	53011879	53008289
MHT 10135 ST5	X	-	-	-	-	-
MHT 10160 ST5	X	-	-	-	-	-
MHT 10200 ST5	-	X	-	-	-	-
MHT 11250 ST5	-	-	-	-	-	X
MHT-X 790	-	-	X	-	-	-
MHT-X 10130	-	-	-	X	-	-
MHT-X 10135 ST3A	X	-	-	-	-	-
MHT-X 10160 ST3A	X	-	-	-	-	-
MHT-X 10180	-	-	-	-	X	-
MHT-X 10200 ST3A	-	X	-	-	-	-
MHT-X 10230	-	-	-	-	-	X
MHT-X 11250 ST3A	-	-	-	-	-	X
MRT 2260	-	-	X	-	-	-
MRT 2570	-	-	X	-	-	-
MRT 2660	-	-	X	-	-	-
MRT 3060	-	-	X	-	-	-
MRT 3570	-	-	X	-	-	-
MRT 3570 ES	-	-	X	-	-	-
MRT-X 2260	-	-	X	-	-	-
MRT-X 2570	-	-	X	-	-	-
MRT-X 2660	-	-	X	-	-	-
MRT-X 3060	-	-	X	-	-	-
MRT-X 3570	-	-	X	-	-	-
MRT-X 3570 ES	-	-	X	-	-	-
MHT 790 OLD	-	-	X	-	-	-
MHT 10130 OLD	-	-	-	X	-	-
MHT 10180 OLD	-	-	-	-	X	-
MHT 10230 OLD	-	-	-	-	-	X
MRT 2470 Privilege Plus OLD	-	-	X	-	-	-
MRT-X 2470 Privilege Plus OLD	-	-	X	-	-	-

TABLE SYMBOL					
	No predisposition required		Hydraulic line		Return piping to hydraulic oil tank
	Electric predisposition		Platform predisposition		Tyre handler, cylinder handler predisposition



Head Office

B.P. 249 - 430 rue de l'Aubinière

44150 Ancenis Cedex - France

Tel: +33 (0)2 40 09 10 11 - Fax: +33 (0)2 40 09 10 97

www.manitou.com



This publication provides a description of the configuration versions and options for Manitou products, which may differ for equipment. The equipment presented in this brochure may be part of a series, as an option, or it may not be available, depending on the versions. Manitou reserves the right, at any time and without notice, to amend the specifications described and represented. The specifications provided do not bind the manufacturer. For more details, please contact your Manitou agent. This is not a contractually binding document. The presentation of the products is not contractually binding. List of specifications non-exhaustive. The logos as well as the visual identity of the company are owned by Manitou and cannot be used without authorisation. All rights reserved. The photos and diagrams contained in this brochure are only provided for consultation and information purposes.

MANITOU BF SA - Limited company with board of directors - Share capital: 39 547 824 euros - 857 802 508 RCS Nantes